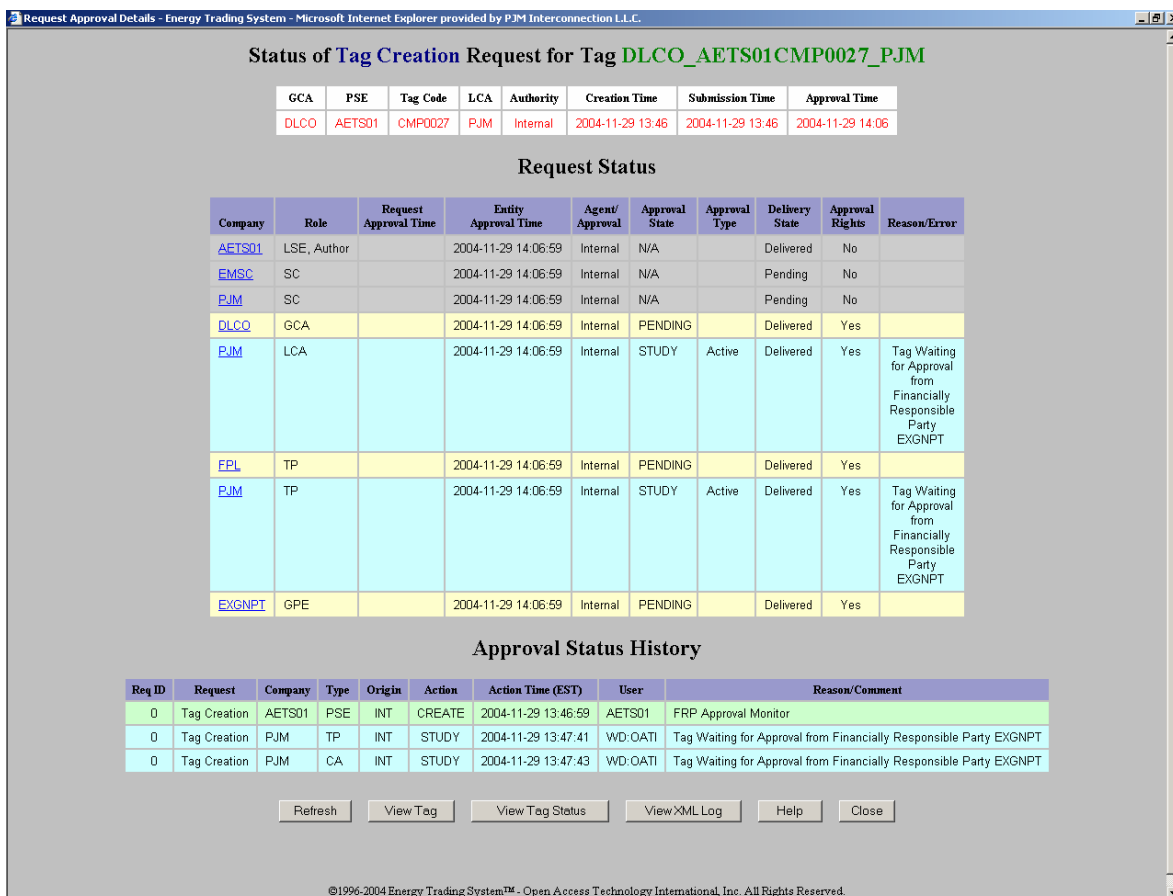


EES FRP Approval Monitor

The following pages will serve as a guide to using the new EES FRP-Approval Monitor.

When EES recognizes that a NERC tag requires Financially Responsible Party (FRP) approval, the tag is placed into STUDY status and is given an explanation of “Tag Waiting for Approval from Financially Responsible Party ‘xxxxxx’.” No other EES tag validations will take place while the tag is in Study status, including ramp, path, and OASIS validations. In order for EES to resume processing on the tag, the FRP must manually approve the tag in EES.

Fig. 1 – Tag waiting for FRP Approval



Status of Tag Creation Request for Tag DLCO_AETS01CMP0027_PJM

GCA	PSE	Tag Code	LCA	Authority	Creation Time	Submission Time	Approval Time
DLCO	AETS01	CMP0027	PJM	Internal	2004-11-29 13:46	2004-11-29 13:46	2004-11-29 14:06

Request Status

Company	Role	Request Approval Time	Entry Approval Time	Agent/ Approval	Approval State	Approval Type	Delivery State	Approval Rights	Reason/Error
AETS01	LSE, Author		2004-11-29 14:06:59	Internal	N/A		Delivered	No	
EMSC	SC		2004-11-29 14:06:59	Internal	N/A		Pending	No	
PJM	SC		2004-11-29 14:06:59	Internal	N/A		Pending	No	
DLCO	GCA		2004-11-29 14:06:59	Internal	PENDING		Delivered	Yes	
PJM	LCA		2004-11-29 14:06:59	Internal	STUDY	Active	Delivered	Yes	Tag Waiting for Approval from Financially Responsible Party EXGNPT
EPL	TP		2004-11-29 14:06:59	Internal	PENDING		Delivered	Yes	
PJM	TP		2004-11-29 14:06:59	Internal	STUDY	Active	Delivered	Yes	Tag Waiting for Approval from Financially Responsible Party EXGNPT
EXGNPT	GPE		2004-11-29 14:06:59	Internal	PENDING		Delivered	Yes	

Approval Status History

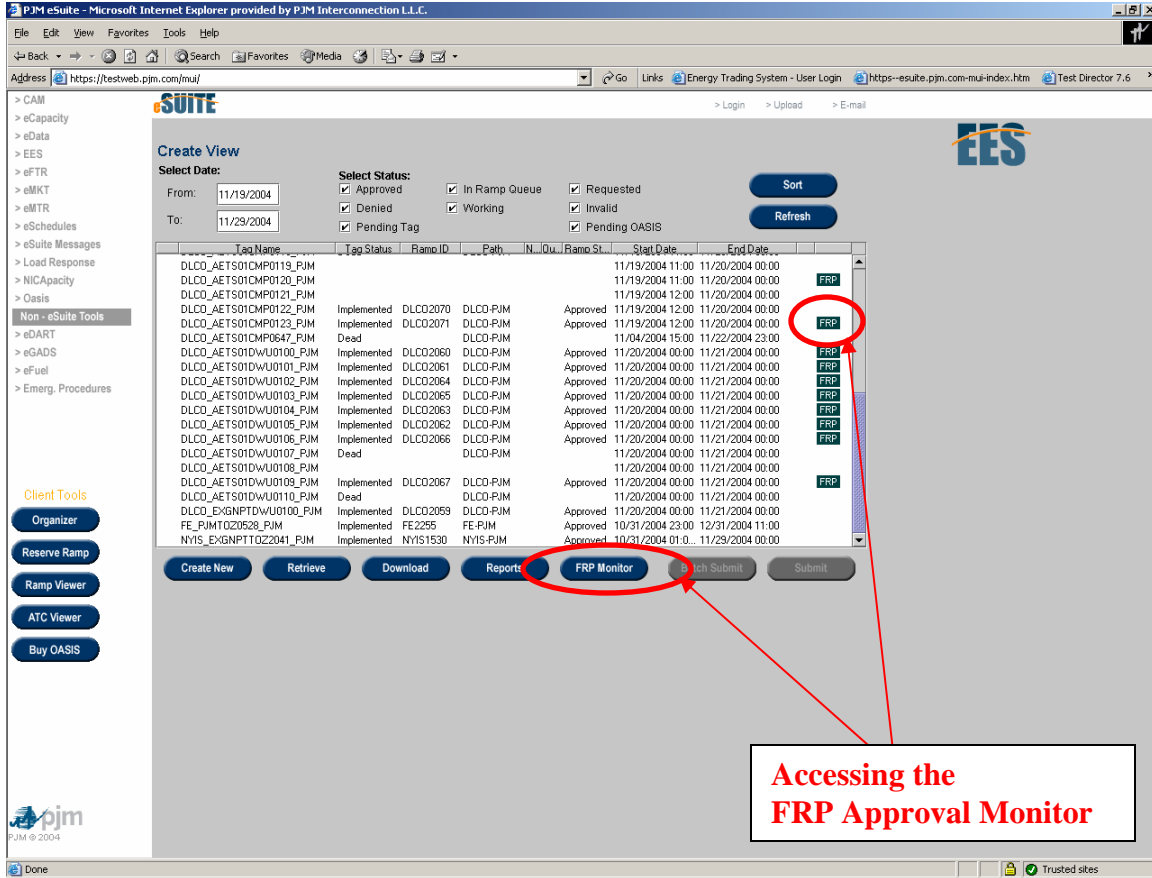
Req ID	Request	Company	Type	Origin	Action	Action Time (EST)	User	Reason/Comment
0	Tag Creation	AETS01	PSE	INT	CREATE	2004-11-29 13:46:59	AETS01	FRP Approval Monitor
0	Tag Creation	PJM	TP	INT	STUDY	2004-11-29 13:47:41	WD:OATI	Tag Waiting for Approval from Financially Responsible Party EXGNPT
0	Tag Creation	PJM	CA	INT	STUDY	2004-11-29 13:47:43	WD:OATI	Tag Waiting for Approval from Financially Responsible Party EXGNPT

Refresh View Tag View Tag Status View XML Log Help Close

©1996-2004 Energy Trading System™ - Open Access Technology International, Inc. All Rights Reserved.

Market participants can manually approve tags in EES by accessing the FRP Approval Monitor. (See next page)

Fig. 2 – Accessing the FRP Approval Monitor



The FRP Approval Monitor will spawn in a new window, completely separate from EES. It will display the tag name, the type of tag request, the latest approval time, the tag request start and stop, and the FRP approval options. When the window first opens, it will display only those tags currently waiting for FRP approval; therefore, tags that have already been FRP approved or denied will not be displayed. The FRP Approval Monitor will automatically refresh itself once every minute.

In order to FRP approve or deny a tag, select the appropriate approve or deny radio button and click the submit button. If there are several tags on the screen, you may give each tag a status and then click submit to process them all at once.

(Continued on next page. . . .)

Fig. 3 – Select a status and hit the submit button

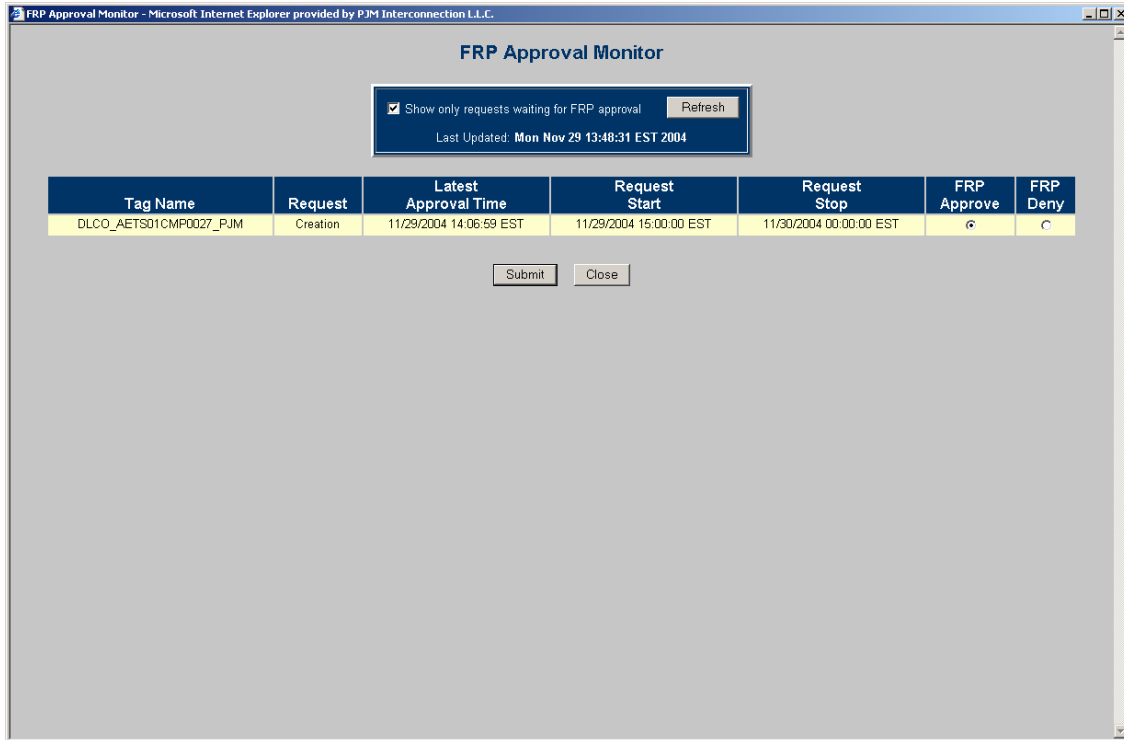


Fig. 4 – When a status is assigned the tag will disappear from the screen



Users also have the option to view all tags that have been assigned an FRP status but have not yet gone Implemented. This can be accomplished by unchecking the “Show only requests waiting for FRP approval” box. The same information will be displayed on the FRP Approval Monitor with the exception of no choice to approve or deny tags that have already been assigned a status.

Fig. 5 – Viewing all FRP tags that have not yet been Implemented.

