

- Members indicated eMKT schedule and bid administration is difficult
- PJM expects to role out eMKT enhancements to these screens on the night of the 24th, and become effective on 1/25/2012.
- A brief eMKT outage is expected for the night of the 24th .
- Changes will not be included in the Sandbox.

- Three “current” eMKT DR Tabs are consolidated into one Tab:
 - The “DSR” and “DSR Schedules” tabs in eMKT will be consolidated into a single “DSR” tab.
 - The “Market Results” for cleared Economic DR tabs will also be displayed under the “DSR” tab.
 - No changes to eMKT XML.
 - No changes to the existing “Portfolio” screen.
 - No changes to the Ancilliary Services Screens.

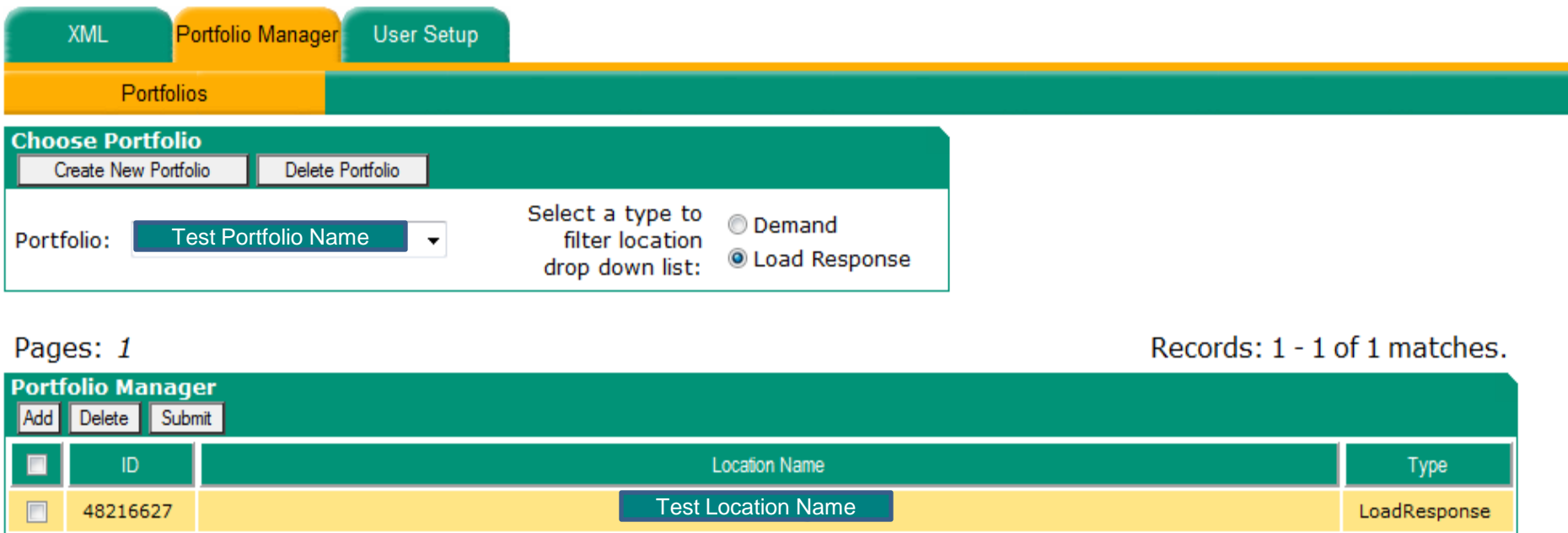


Summary of Current and Revised Screen Changes (tabs) in eMKT

Current		Revised	
Parent Tab	Sub Tab	Parent Tab	Sub Tab
Portfolio Manager	Portfolios	Portfolio Manager	Portfolios
DSR	DSR Hourly Updates	DSR	DSR Hourly Updates
DSR	DSR Detail	DSR	Offers & Parameters
DSR Schedules	Schedule Manager	DSR	Offer Curve Manager
DSR Schedules	Schedule Detail	DSR	DSR Hourly Updates
DSR Schedules	Schedule Seelction	DSR	DSR Hourly Updates
DSR Schedules	Schedule Offers	DSR	DSR Hourly Updates
Market Results	DSR Market Results	DSR	DSR Clearing Results

No changes to the “Portfolio Manager” Tab

No changes to the Portfolio tab. This tab stays the same under the new release.



The screenshot shows the Portfolio Manager interface. At the top, there are three tabs: XML, Portfolio Manager (highlighted in yellow), and User Setup. Below the tabs is a yellow bar labeled 'Portfolios'. The main content area is titled 'Choose Portfolio' and contains two buttons: 'Create New Portfolio' and 'Delete Portfolio'. Below these buttons is a 'Portfolio:' label followed by a dropdown menu showing 'Test Portfolio Name'. To the right of the dropdown is a label 'Select a type to filter location drop down list:' followed by two radio buttons: 'Demand' (unselected) and 'Load Response' (selected). Below this section, it says 'Pages: 1' and 'Records: 1 - 1 of 1 matches.' The 'Portfolio Manager' section has three buttons: 'Add', 'Delete', and 'Submit'. Below these buttons is a table with the following data:

ID	Location Name	Type
48216627	Test Location Name	LoadResponse

● “Current” tabs slides’ headers will have a black font.

● “Future” State slides’ headers will have a red font.



eMKT – DSR Tab – DSR Hourly Updates

1. Tab Consolidation: “DSR Schedules” and “Market Results” will be consolidated into one “DSR” tab.

Current “DSR Schedules” tab and sub tabs moved under the “DSR” Tab

“Market Results” → “DSR Clearing Results” tab will show under the “DSR” Tab.

The screenshot shows the eMKT interface with the following elements:

- Navigation Bar:** Includes "DSR" (highlighted), "DSR Schedules", "Day Ahead Demand", "Virtual", "Distribution Factors", "Market Results", "Regulation Market", "Synchronized Reserve Market", and "DA Scheduling Reserve Market".
- Sub-tabs:** "DSR Hourly Updates" and "DSR Detail".
- Search Section:** "DSR Hourly Updates Search" with fields for "Portfolio: Test Portfolio Name", "DSR: Test Location Name", and "Date: 10/04/2011".
- Data Table:** "DSR Hourly Updates for Test Location Name on 10/04/2011".

Hour Ending	Economic Min. MW	Economic Max. MW	Commit Status
01	(null)	(null)	Unavailable
02	(null)	(null)	Unavailable
03	(null)	(null)	Unavailable
04	(null)	(null)	Unavailable
05	(null)	(null)	Unavailable
06	(null)	(null)	Unavailable
07	(null)	(null)	Unavailable
08	(null)	(null)	Unavailable
09	(null)	(null)	Unavailable
10	(null)	(null)	Unavailable
11	(null)	(null)	Unavailable
12	(null)	(null)	Unavailable
13	(null)	(null)	Unavailable
14	(null)	(null)	Unavailable

1. Tab Consolidation: “DSR Hourly Updates” and “Schedule Selection” tabs will be consolidated into one “DSR Hourly Updates” tab.
2. Below is a screen print of the current “DSR Hourly Updates” .
3. On the next slide is a screen print of the revised “DSR Hourly Updates”

> Logout > Upload > E-mail

DSR DSR Schedules Day Ahead Demand Virtual Distribution Factors Market Results Regulation Market Synchronized Reserve Market DA Scheduling Reserve Market

DSR Hourly Updates DSR Detail

DSR Hourly Updates Search Get Report

Portfolio: DSR: Date:

DSR Hourly Updates for Test Location Name 10/04/2011

Hour Ending	Economic Min. MW	Economic Max. MW	Commit Status
01	(null)	(null)	Unavailable
02	(null)	(null)	Unavailable
03	(null)	(null)	Unavailable
04	(null)	(null)	Unavailable
05	(null)	(null)	Unavailable
06	(null)	(null)	Unavailable
07	(null)	(null)	Unavailable
08	(null)	(null)	Unavailable
09	(null)	(null)	Unavailable
10	(null)	(null)	Unavailable
11	(null)	(null)	Unavailable
12	(null)	(null)	Unavailable
13	(null)	(null)	Unavailable
14	(null)	(null)	Unavailable

1. “Schedule Selection” tab: Moved from “DSR Schedules” – “Schedule Selection” to “DSR” – DSR Hourly Updates” tab.

“Schedule Selection Tab” added to “DSR Hourly Updates” tab

Navigation Bar: DSR (highlighted), Day Ahead Demand, Virtual, Distribution Factors, Market Results, Regulation Market, Synchronized Reserve Market, DA Scheduling Reserve Market

Sub-headers: Offer Curve Manager, Offers & Parameters, **DSR Hourly Updates**, DSR Clearing Results

Search Section: Portfolio: Test Portfolio Name, DSR: Test DSR Name, Date: 12/16/2011

Schedule Selection for Test Location Name on 12/16/2011

Schedule Name	Market Type	Available
Primary	Both	Available

Hourly Updates for Test Location Name on 12/16/2011

Hour Ending	Economic Min. MW	Economic Max. MW	Commit Status
01	(null)	(null)	Unavailable
02	(null)	(null)	Unavailable
03	(null)	(null)	Unavailable
04	(null)	(null)	Unavailable
05	(null)	(null)	Unavailable
06	(null)	(null)	Unavailable
07	(null)	(null)	Unavailable
08	(null)	(null)	Unavailable

Current “DSR Detail” tab

- 1- Tab Consolidation: “DSR” - “DSR Detail ” Moved to “Offers & Parameters” tab
- 2- Below is a screen print of the current “DSR Detail” .
- 3- On the next slide is a screen print of the revised “DSR Detail”

SUITE > Logout > Upload > E-mail

DSR DSR Schedules Day Ahead Demand Virtual Distribution Factors Market Results Regulation Market Synchronized Reserve Market DA Scheduling Reserve Market

DSR Hourly Updates **DSR Detail**

DSR Detail Search Get Report

Portfolio: DSR: Date:

DSR Detail Result for		Test Location Name		/04/2011	
Name	Value	Name	Value	Name	Value
Per. 1 Shutdown Cost(\$)	0.00	Per. 2 Shutdown Cost(\$)	0.00		
Minimum Downtime Limit	1.00	Notification Time(Hour)	1.00		
Maximum Daily Energy Curtailment(MW)	12.0				

Consolidations – Revised “Offers & Parameters”

- 1- Tab Consolidation: “DSR Details” tab moved to “DSR” – “Offers & Parameters”
- 2- “DSR Details” tab renamed “DSR Parameters”

DSR
Day Ahead Demand
Virtual
Distribution Factors
Market Results
Regulation Market
Synchronized Reserve Market
DA Scheduling Reserve Market

Offer Curve Manager
Offers & Parameters
DSR Hourly Updates
DSR Clearing Results

Search

Portfolio: Test Portfolio Name DSR: Test DSR Name Date: 12/21/2011

Schedule: Primary

DSR Parameters for Test Location Name **chedule 1 on 12/21/2011**

Name	Value	Name	Value
Per. 1 Shutdown Cost(\$)	0.00	Per. 2 Shutdown Cost(\$)	0.00
Minimum Downtime Limit	1.00	Notification Time(Hour)	1.00
Maximum Daily Energy Curtailment(MW)	12.0		

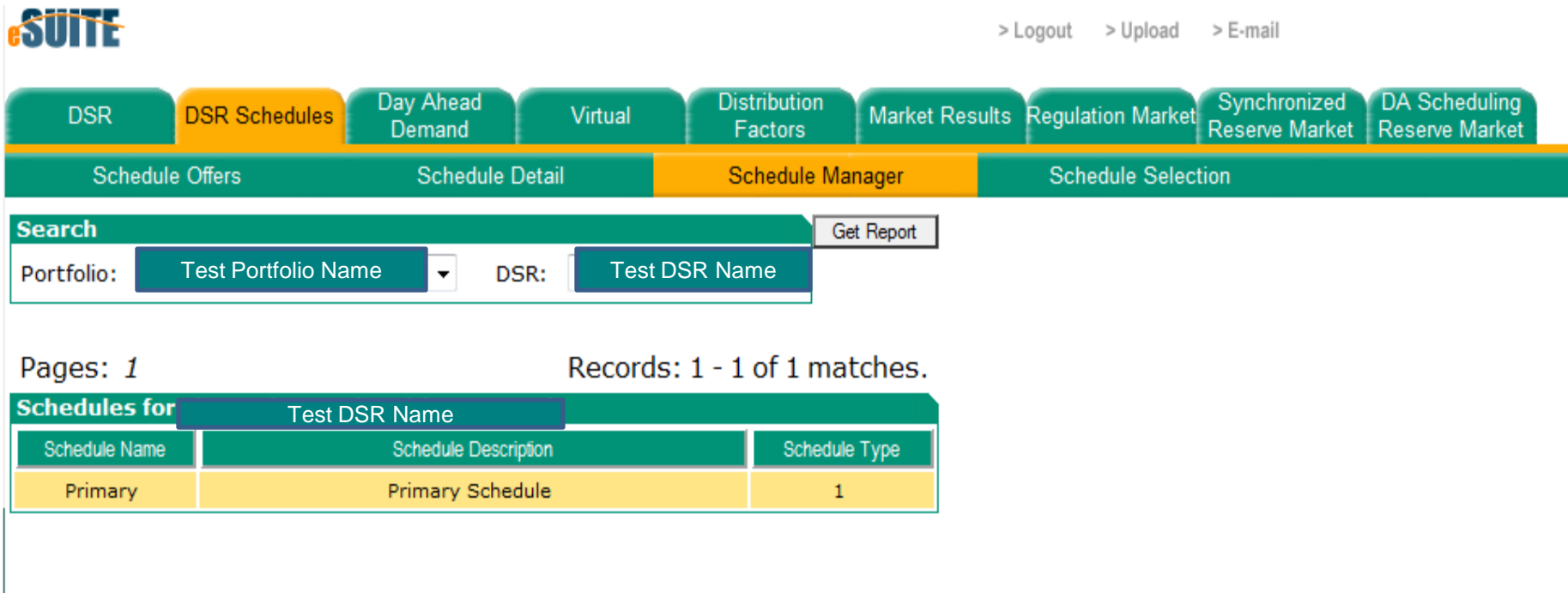
Use offer slope:

Offer Curve for Test Location Name **chedule 1 on 12/21/2011**

	MW	Price
<input type="checkbox"/>	0.5	125.00
<input type="checkbox"/>	1.0	150.00

Current “Schedule Manager”

1. Tab Consolidation: “DSR Schedules” → “Schedule Manager” moved to “DSR” → “Offer Curve Manager”
2. Below is a screen print of the current ”Schedule Manager” tab
3. Next slide has a screen print of the new tab



The screenshot shows the PJM Suite interface with the 'Schedule Manager' tab selected. The navigation bar includes 'DSR Schedules', 'Day Ahead Demand', 'Virtual', 'Distribution Factors', 'Market Results', 'Regulation Market', 'Synchronized Reserve Market', and 'DA Scheduling Reserve Market'. Below the navigation bar, there are sections for 'Search' and 'Schedules for'.

Search

Portfolio: DSR:

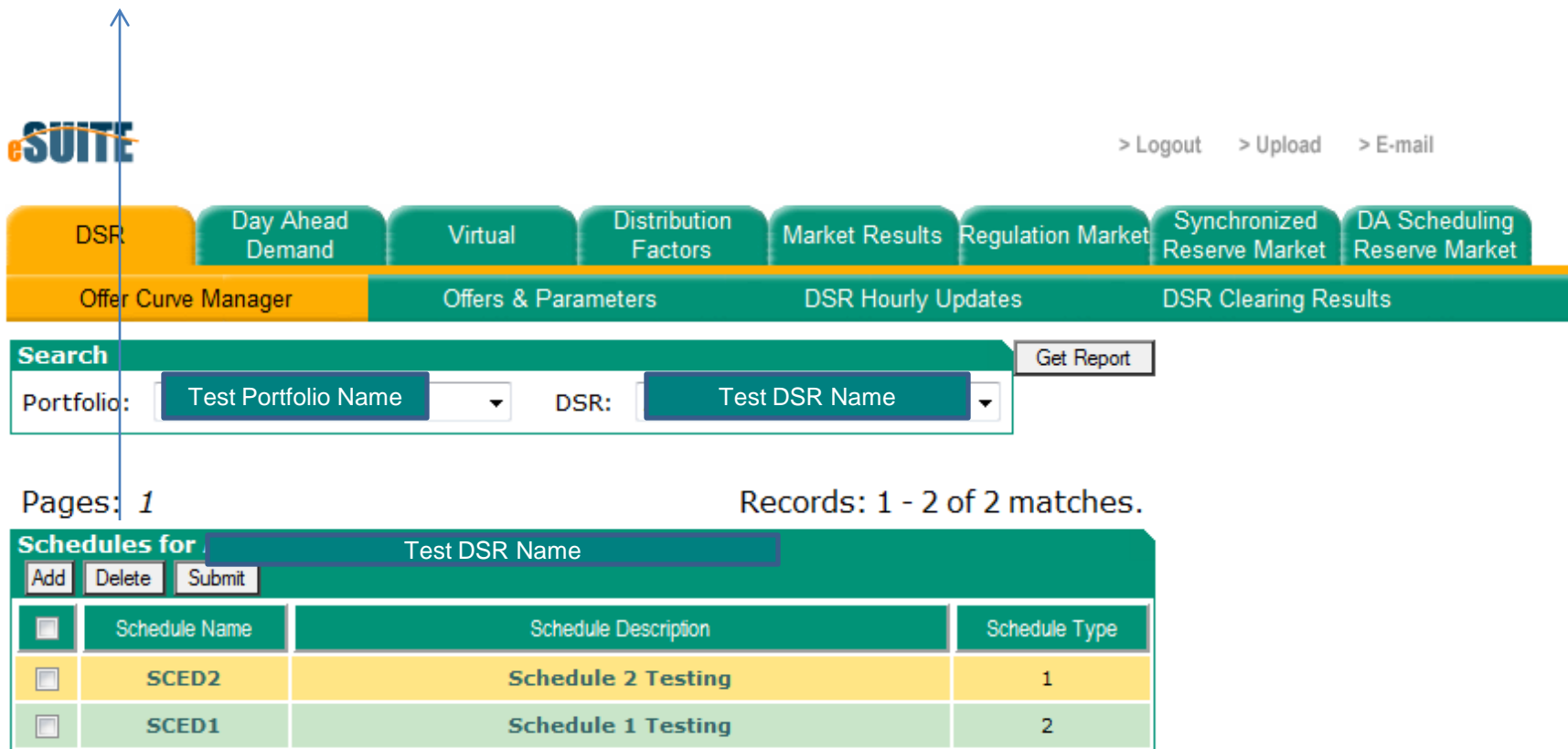
Pages: 1 Records: 1 - 1 of 1 matches.

Schedule Name	Schedule Description	Schedule Type
Primary	Primary Schedule	1

Consolidations – Revised “Offers & Parameters”

eMKT – “DSR Schedules” → “Schedule Manager” moved to “DSR” → “Offer Curve Manager”

“Schedule Manager” tab moved to “DSR” tab under “Offer Curve Manager”



The screenshot shows the eMKT Suite interface. At the top left is the 'eSUITE' logo. On the right, there are links for '> Logout', '> Upload', and '> E-mail'. The main navigation bar consists of several tabs: 'DSR' (highlighted in orange), 'Day Ahead Demand', 'Virtual', 'Distribution Factors', 'Market Results', 'Regulation Market', 'Synchronized Reserve Market', and 'DA Scheduling Reserve Market'. Below this, a secondary bar contains 'Offer Curve Manager' (highlighted in orange), 'Offers & Parameters', 'DSR Hourly Updates', and 'DSR Clearing Results'. A search bar is located below the navigation, with a 'Get Report' button to its right. The search bar contains 'Portfolio:' with a dropdown menu showing 'Test Portfolio Name' and 'DSR:' with a dropdown menu showing 'Test DSR Name'. Below the search bar, it says 'Pages: 1' and 'Records: 1 - 2 of 2 matches.'. A table titled 'Schedules for Test DSR Name' is displayed, with columns for 'Schedule Name', 'Schedule Description', and 'Schedule Type'. The table contains two rows: 'SCED2' with description 'Schedule 2 Testing' and type '1', and 'SCED1' with description 'Schedule 1 Testing' and type '2'. Each row has a checkbox in the first column.

Search

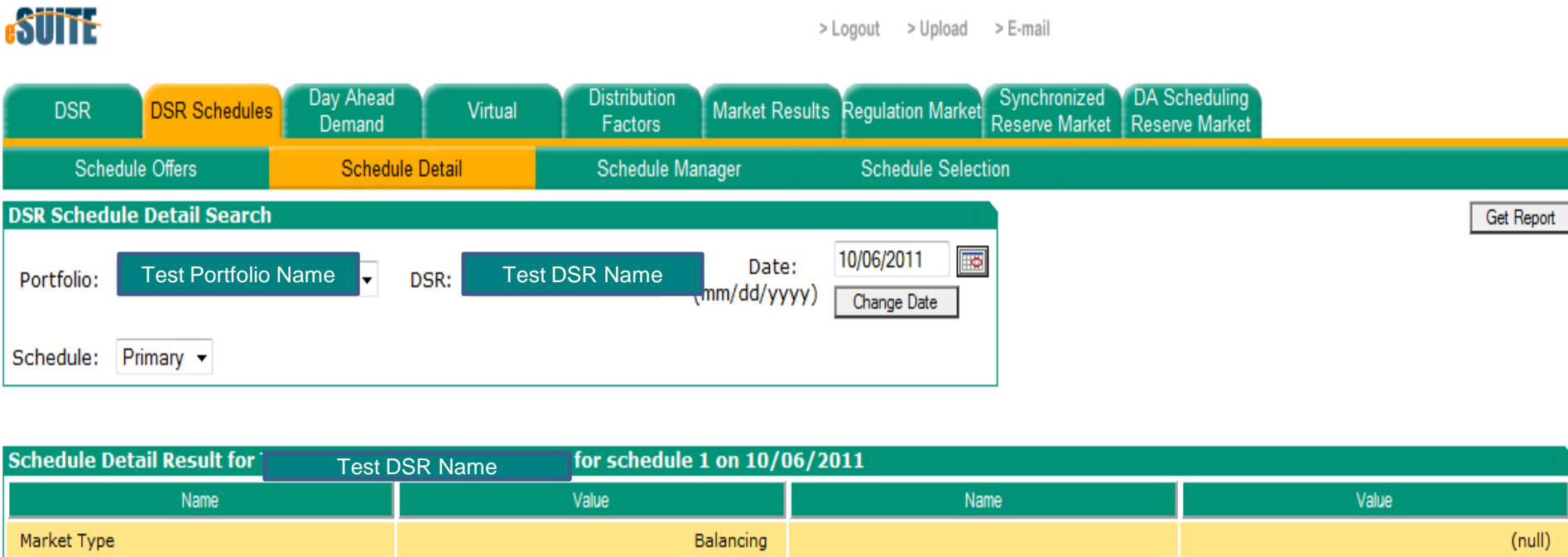
Portfolio: DSR:

Pages: 1 Records: 1 - 2 of 2 matches.

Schedules for <input type="text" value="Test DSR Name"/>			
<input type="checkbox"/>	Schedule Name	Schedule Description	Schedule Type
<input type="checkbox"/>	SCED2	Schedule 2 Testing	1
<input type="checkbox"/>	SCED1	Schedule 1 Testing	2

Current “DSR Schedules” → “Schedule Detail”

1. Tab Consolidation: “DSR Schedules” → “Schedule Detail” moved to “DSR” → “Offers & Parameters”
2. Below is a screen print of the current tab
3. A screen print of the new tab on the next screen



The screenshot shows the PJM Suite interface. At the top right, there are links for '> Logout', '> Upload', and '> E-mail'. The main navigation bar includes tabs for 'DSR', 'DSR Schedules' (highlighted), 'Day Ahead Demand', 'Virtual', 'Distribution Factors', 'Market Results', 'Regulation Market', 'Synchronized Reserve Market', and 'DA Scheduling Reserve Market'. Below this is a sub-navigation bar with 'Schedule Offers', 'Schedule Detail' (highlighted), 'Schedule Manager', and 'Schedule Selection'. A 'DSR Schedule Detail Search' form is visible, containing fields for 'Portfolio' (Test Portfolio Name), 'DSR' (Test DSR Name), 'Date' (10/06/2011), and 'Schedule' (Primary). A 'Get Report' button is located to the right of the search form. Below the search form, a table displays the 'Schedule Detail Result for Test DSR Name for schedule 1 on 10/06/2011'. The table has four columns: Name, Value, Name, and Value. The first row shows 'Market Type' with a value of 'Balancing' and '(null)'.

Name	Value	Name	Value
Market Type	Balancing		(null)

Revised "Schedule Detail"

1. Tab Consolidation: "DSR Schedules" → "Schedule Detail" moved to "DSR" → "DSR Hourly Updates" and consolidated with "Schedule Detail"
2. Below is a screen print of the new tab
3. A screen print of the new tab on the next screen

SUITE > Logout > Upload > E-mail

DSR Day Ahead Demand Virtual Distribution Factors Market Results Regulation Market Synchronized Reserve Market DA Scheduling Reserve Market

Offer Curve Manager Offers & Parameters **DSR Hourly Updates** DSR Clearing Results

Search

Portfolio: Test Portfolio Name DSR: Test DSR Name Date: 12/16/2011 (mm/dd/yyyy)

Schedule Selection for Test DSR Name on 12/16/2011

Schedule Name	Market Type	Available
Primary	Both	Available

Hourly Updates for Test DSR Name on 12/16/2011

Hour Ending	Economic Min. MW	Economic Max. MW	Commit Status
01	0.0	1.0	Economic
02	1.0	2.0	SelfScheduled
03	2.0	3.0	SelfScheduled
04	1.0	1.0	Economic
05	(null)	(null)	Unavailable
06	(null)	(null)	Unavailable
07	(null)	(null)	Unavailable
08	(null)	(null)	Unavailable

Current “Schedule Offers” tab

1. Tab Consolidation: “DSR Schedules” → “Schedule Offers ” moved to “DSR” → “Offers & Parameters”

DSR DSR Schedules Day Ahead Demand Virtual Distribution Factors Market Results Regulation Market Synchronized Reserve Market DA Scheduling Reserve Market

Schedule Offers Schedule Detail Schedule Manager Schedule Selection

Search Get Report

Portfolio: DSR: Date:

Schedule:

Use offer slope:

Offer Curve for for schedule 1 on 10/06/2011

MW	Price
0.5	125.00

Revised “DSR Schedules” tab moved to “Offers & Parameters”

1. Tab Consolidation: “DSR Schedules” → “Schedule Offers ” moved to “DSR” → “Offers & Parameters” under “Offer Curve”

The screenshot displays the PJM web interface with the following components:

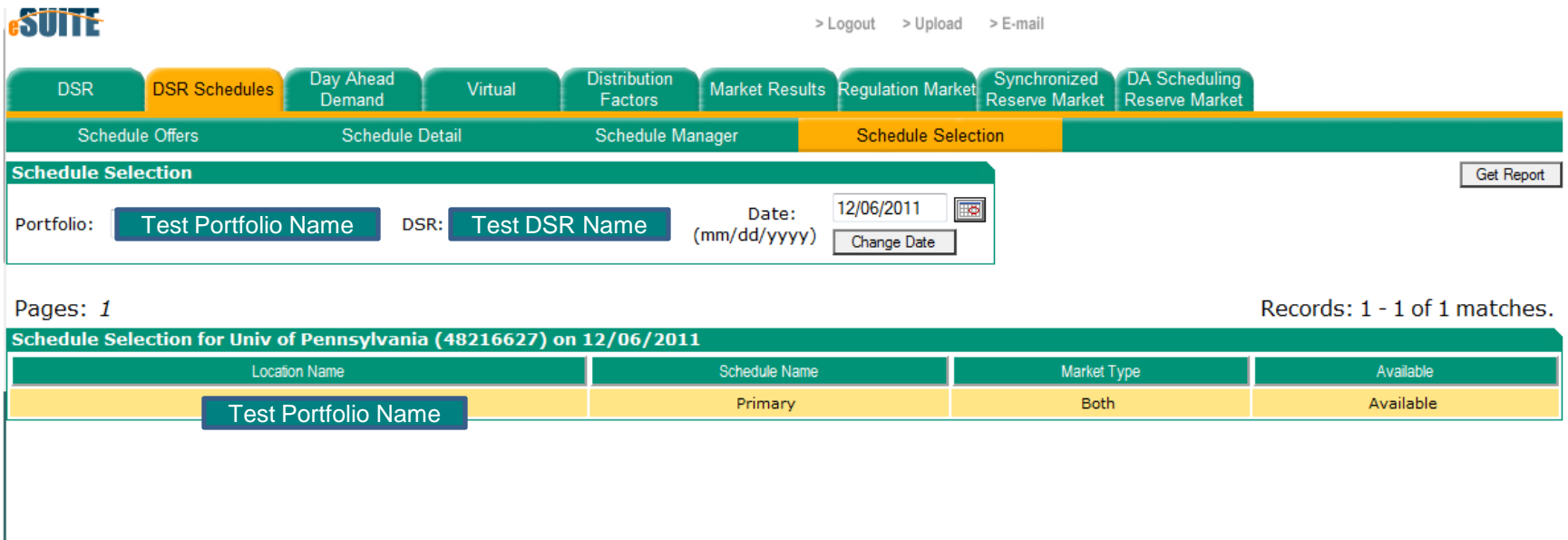
- Navigation Bar:** Includes tabs for DSR, Day Ahead Demand, Virtual, Distribution Factors, Market Results, Regulation Market, Synchronized Reserve Market, and DA Scheduling Reserve Market. Below this is a secondary bar with 'Offer Curve Manager', 'Offers & Parameters' (highlighted), 'DSR Hourly Updates', and 'DSR Clearing Results'.
- Search Section:** Contains dropdowns for Portfolio (Chicago) and DSR (Three First National), a Date field (12/21/2011), and input fields for Schedule (Test Portfolio Name) and Test DSR Name.
- DSR Parameters Section:** Titled 'DSR Parameters for Three First National (41084941) for schedule 1 on 12/21/2011'. It includes a 'Submit' button and a table with parameters for 'Test DSR Name'.

Name	Value	Name	Value
Per. 1 Shutdown Cost(\$)	0.00	Per. 2 Shutdown Cost(\$)	0.00
Minimum Downtime Limit	1.00	Notification Time(Hour)	1.00
Maximum Daily Energy Curtailment(MW)	12.0		
- Offer Curve Section:** Titled 'Offer Curve for Three First National (41084941) for schedule 1 on 12/21/2011'. It includes 'Add', 'Delete', and 'Submit' buttons, and a table with columns for 'Test DSR Name' and 'Price'.

Test DSR Name	Price
0.5	125.00

Current “Schedule Selection” tab

1. Tab Consolidation: “DSR Schedules” → “Schedule Selection ” moved to “DSR” → “Offers & Parameters”
2. Below is a screen print of the current tab
3. A screen print of the new tab on the next screen



The screenshot shows the PJM eSUITE interface. At the top, there are navigation links for '> Logout', '> Upload', and '> E-mail'. Below these are several tabs: 'DSR', 'DSR Schedules', 'Day Ahead Demand', 'Virtual', 'Distribution Factors', 'Market Results', 'Regulation Market', 'Synchronized Reserve Market', and 'DA Scheduling Reserve Market'. The 'DSR Schedules' tab is currently selected. Underneath, there are sub-tabs: 'Schedule Offers', 'Schedule Detail', 'Schedule Manager', and 'Schedule Selection', with 'Schedule Selection' being the active sub-tab. A 'Get Report' button is located in the top right corner of the sub-tab area.

The main content area is titled 'Schedule Selection' and contains the following information:

Portfolio: DSR: Date:

Pages: 1 Records: 1 - 1 of 1 matches.

Location Name	Schedule Name	Market Type	Available
<input type="text" value="Test Portfolio Name"/>	Primary	Both	Available

Revised "Schedule Selection"

1. Tab Consolidation: "DSR Schedules" → "Schedule Selection" moved to "DSR" → "DSR Hourly Updates" Tab

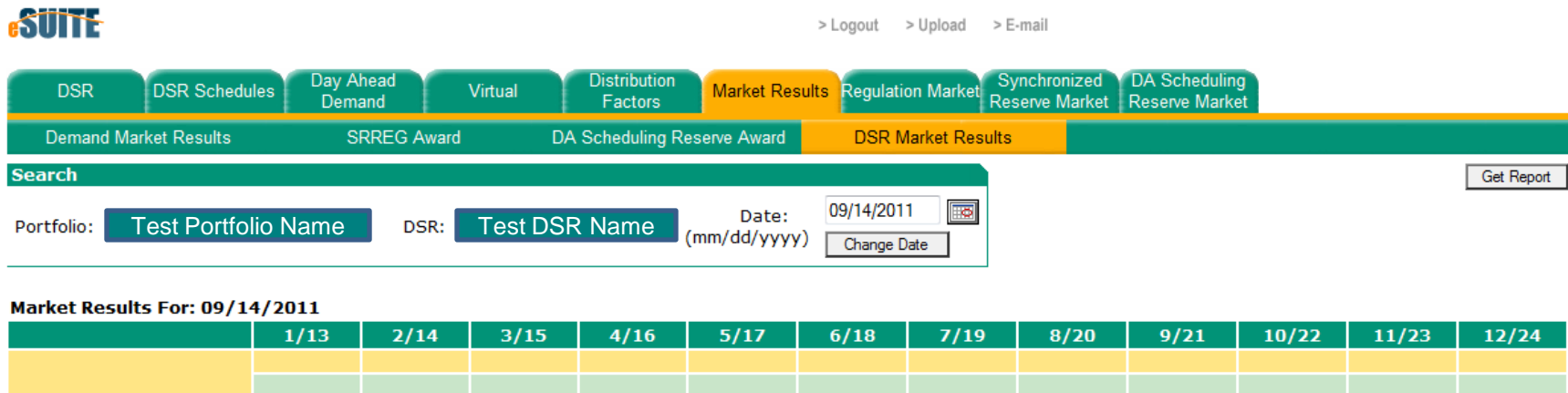
The screenshot shows the PJM Suite web application interface. At the top, there are navigation links for Logout, Upload, and E-mail. Below this is a menu bar with tabs for DSR, Day Ahead Demand, Virtual, Distribution Factors, Market Results, Regulation Market, Synchronized Reserve Market, and DA Scheduling Reserve Market. The DSR tab is selected, and the 'DSR Hourly Updates' sub-tab is active. Below the menu bar is a search section with fields for Portfolio (Test Portfolio Name), DSR (Test DSR Name), and Date (12/16/2011). A blue arrow points from the search section to the 'Schedule Selection' section below. The 'Schedule Selection' section shows a table with columns for Schedule Name, Market Type, and Available. The 'Hourly Updates' section shows a table with columns for Hour Ending, Economic Min. MW, Economic Max. MW, and Commit Status.

Schedule Name	Market Type	Available
Primary	Both	Available

Hour Ending	Economic Min. MW	Economic Max. MW	Commit Status
01	0.0	1.0	Economic
02	1.0	2.0	SelfScheduled
03	2.0	3.0	SelfScheduled
04	1.0	1.0	Economic
05	(null)	(null)	Unavailable
06	(null)	(null)	Unavailable
07	(null)	(null)	Unavailable
08	(null)	(null)	Unavailable

Current “DSR Market Results”

1. Tab Consolidation: “Market Results” → “DSR Market Results” moved to “DSR” → “DSR Hourly Updates” → “DSR Clearing Results”
2. Below is a screen print of the current tab
3. A screen print of the new tab on the next screen



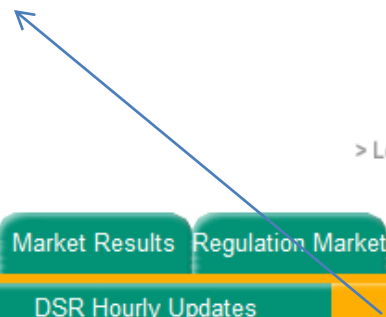
The screenshot shows the PJM Suite interface with the following elements:

- Navigation:** > Logout > Upload > E-mail
- Menu Bar:** DSR, DSR Schedules, Day Ahead Demand, Virtual, Distribution Factors, **Market Results**, Regulation Market, Synchronized Reserve Market, DA Scheduling Reserve Market
- Sub-Menu:** Demand Market Results, SRREG Award, DA Scheduling Reserve Award, **DSR Market Results**
- Search Section:**
 - Portfolio:
 - DSR:
 - Date: (mm/dd/yyyy)
 -
- Market Results For: 09/14/2011**
- Table:**

	1/13	2/14	3/15	4/16	5/17	6/18	7/19	8/20	9/21	10/22	11/23	12/24

Revised “DSR Market Results”

1. Tab Consolidation: “Market Results” → “DSR Market Results” moved to “DSR” → “DSR Clearing Results”



DSR Day Ahead Demand Virtual Distribution Factors Market Results Regulation Market Synchronized Reserve Market DA Scheduling Reserve Market

Offer Curve Manager Offers & Parameters DSR Hourly Updates **DSR Clearing Results**

Search

Portfolio: DSR: Date:

Market Results For: 12/16/2011

	1/13	2/14	3/15	4/16	5/17	6/18	7/19	8/20	9/21

- Contact dsr_ops@pjm.com or the hotline 610-666-8980