



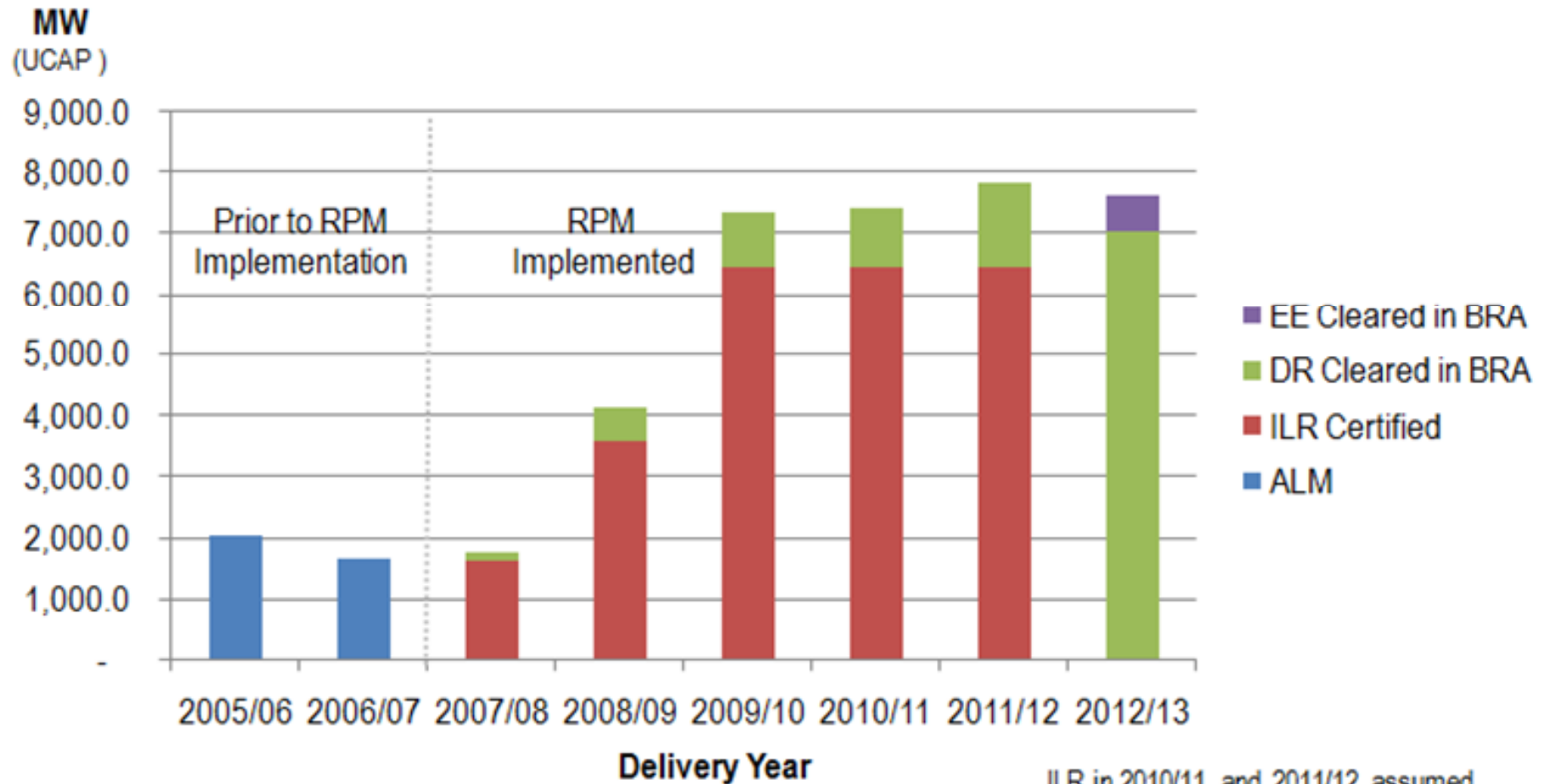
# Load Management Performance Report 2009/2010

PC

January 13<sup>th</sup>, 2010

- Purpose
- Logistics
- Results
- Observations and Recommendations

# Load Management Participation



ILR in 2010/11 and 2011/12 assumed the same as certified in 2009/10.

Delivery Year	Event History
2009/2010	No events to date
2008/2009	No events
2007/2008	Wednesday, August 8 <sup>th</sup> , HE <sup>2</sup> 1500 - 1800 <sup>3</sup>
2006/2007	Thursday, August 3 <sup>rd</sup> , HE 1500 – 1900 Wednesday, August 2 <sup>nd</sup> , HE 1600 – 1900
2005/2006	Thursday, August 4 <sup>th</sup> , HE 1600 - 1700 Wednesday, July 27 <sup>th</sup> , HE 1400 - 1800
2004/2005	No events
2003/2004	No events
2002/2003	Tuesday, July 30 <sup>th</sup> , HE 1300 - 1800 Monday, July 29 <sup>th</sup> , HE 1500 - 1800 Wednesday, July 3 <sup>rd</sup> , HE 1300 – 1800
2001/2002	Friday, August 10 <sup>th</sup> , HE 1300 - 1400 Thursday, August 9 <sup>th</sup> , HE 1300 - 1800 Wednesday, August 8 <sup>th</sup> , HE 1400 - 1800 Wednesday, July 25 <sup>th</sup> , HE 1600 - 1700
2000/2001	No events



## Purpose of Load Management Resource Test

- Absent a PJM-initiated Load Management Event or Test during the summer season, Load Management Resource performance is unproven
- Load Management Resource Tests provide a means to assess whether commitments were honored and the expected reliability services were provided
- Load Management Resource Tests encourage resource providers to perform to avoid penalty or deficiency charges



# RPM Performance Assessment Types

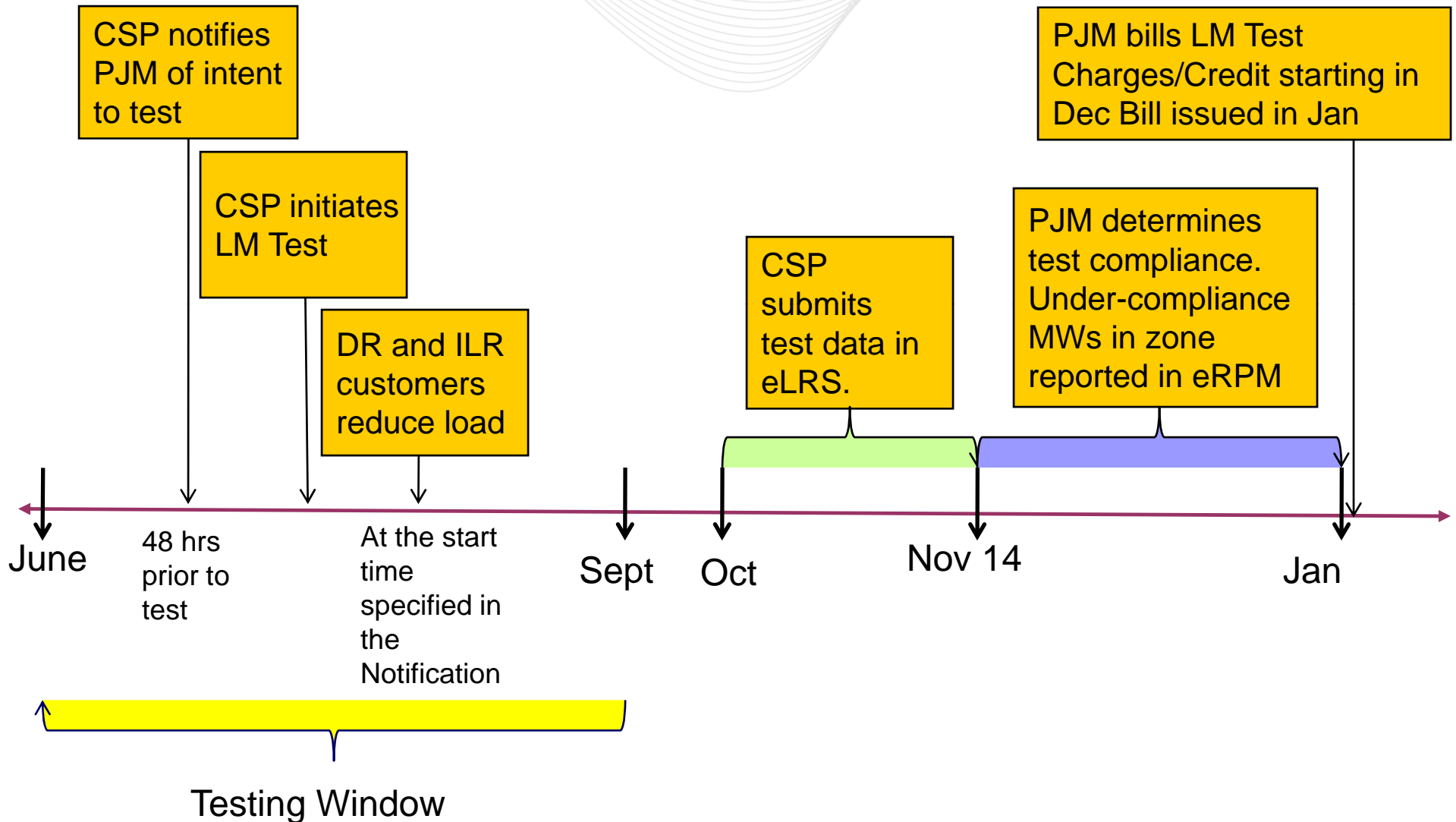
Assessment	Purpose
RPM Commitment Compliance	Determines if a resource has sufficient unforced capacity during the Delivery Year to meet its RPM commitments.
Peak-Hour Period Availability	Measures if a generation resource was available during critical peak-hour periods during the Delivery Year.
Summer/Winter Capability Testing	Determines if a generation resource demonstrated its ICAP commitment amount through summer and winter testing.
Peak Season Maintenance Compliance	Determines if a generation resource took an unapproved planned or maintenance outage during the peak season period.
Load Management Event Compliance	Determines if a committed Load Management Resource reduced load during an emergency event that occurs during June through September.
Load Management Test Compliance	Determines if a committed Load Management Resource reduced load during a CSP-initiated test that occurs during June through September.

- Purpose
- Logistics
- Results
- Observations and Recommendations

- Simultaneously test all resources in a zone if PJM has not called an event in that zone
  - No Load Management Test Failure Charges are assessed and no test is required if there is a PJM-initiated Load Management Event between June 1 and September 30
- Tests may occur during any hour when a PJM-initiated Load Management event might create compliance penalty charges
  - Non-holiday weekdays; June 1 to September 30; 12 noon – 8 PM EPT
- Notify PJM of intent to test 48 hours in advance
- No limit on the number of tests a CSP can perform
  - May only re-test failed resources (subset of resources) if zonal portfolio compliance was greater than 75%



# Load Management Resource Test Timeline

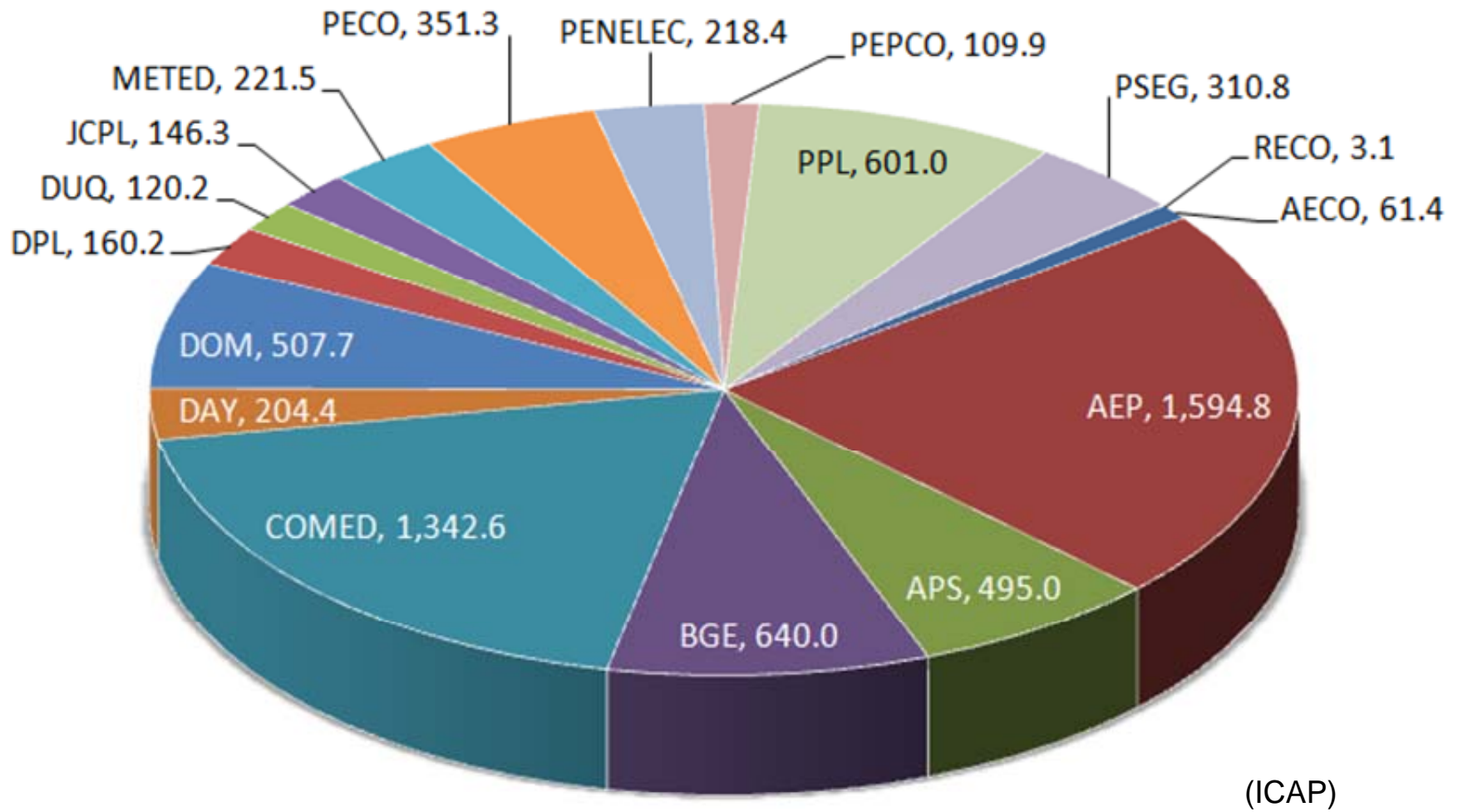


- Purpose
- Logistics
- Results
- Observations and Recommendations

# Load Management Performance Report

- 7,089 MW (ICAP) of committed Load Management
  - Approximately \$410 million for delivery year
- 80 CSPs in 17 Zones with a total of 336 CSP/Zone combinations
- Over-compliance across all Zones totaled 1,299 MW
- The final results represent 118% over-compliance
- 139 MW retested resulting in 46 MW of over-compliance after the retests
- Under-compliance penalties \$3.3 million

# Load Management Participation by Zone





# Load Management Obligations, Compliance, and Performance

Zone	Committed MW	Over/Under-Compliance MW	Performance
AECO	61.4	14.5	124%
AEP	1,594.8	400.5	125%
APS	495.0	150.7	130%
BGE	640.0	26.5	104%
COMED	1,342.6	210.3	116%
DAY	204.4	-1.1	99%
DOM	507.7	47.0	109%
DPL	160.2	24.4	115%
DUQ	120.2	57.0	147%
JCPL	146.3	38.0	126%
METED	221.5	22.4	110%
PECO	351.3	90.3	126%
PENELEC	218.4	51.8	124%
PEPCO	109.9	34.3	131%
PPL	601.0	61.2	110%
PSEG	310.8	70.5	123%
RECO	3.1	0.12	104%
<b>Total</b>	<b>7,088.8</b>	<b>1,298.5</b>	<b>118%</b>

(ICAP)

- Purpose
- Logistics
- Results
- Observations and Recommendations

- Clarify some of the Guaranteed Load Drop calculations
- Enhance existing system used to administer information
- Modify Retest rule to allow initial Test to be final if notified in advance by Curtailment Service Provider
- Include provision for how to handle compliance when meter malfunctioned during test
- Review interaction of penalty structure – daily deficiency charge vs event or test compliance charge
- Evaluate replacement capacity rules to eliminate the potential for future issues