



September 15th , 2010 eDART Enhancement Review

EDUG – Generation
September 8th, 2010

- Surveys in the past included sections for each eTool – too cumbersome.



- New method to allow feedback at any time on a specific eTool like eDART.



- The Feedback button will be located on the eDART Main Menu at the top.
- When clicked the Feedback button takes you to an external link.

eDART Survey



Please leave your eDART feedback below.

Would you like someone to contact you?

Yes

No

Contact Information:

If your request requires immediate assistance, please call 866-400-8980.

Finish

[Reset Answers on this Page](#)

[Click here to continue this survey later.](#)

Please send any comments about this survey to the [survey owner](#)
If you encounter any technical problems, please contact [technical support](#)

- This form opens up when the feedback button is clicked from the Main Menu.
- Submit your comments in the free form text field. *Note: Later versions may have specific survey question.*
- Click the radio button 'Yes' if you would like someone from the eDART team to contact you.
- The contact information box allows to leave contact information so that the eDART team can contact you if desired.
- When click on 'Finish', the survey is submitted and reviewed internally with potential contact information provided.
- User can also opt to reset the answers on the survey or continue it later by clicking on the appropriate link.
- The 'Survey Owner' link allows you to send an email to Business and Member Services.
- 'Technical Support' link allows you to send an email to Vantage Point (Survey company).

Regulation Removal in IRC

- Regulation field no longer used as of June 30th release.
- Field to be removed completely in this release.
 - Internet – Field no longer visible in submission form.
 - XML – Upload file rejected if regulation submitted.

Blackstart Data Secure File Upload

Blackstart Services Working
Group Meeting
August 17th , 2010

- **Issue:** Difficult to verify successful submission of Blackstart files
- **Resolution: XLS Upload** - Adjustments have been made to XLS Upload functionality to better identify the file type and verify successful receipt of the file by PJM

Generator Tickets Main Menu

Summer Peak Period Maintenance Margin Season
Start: 06/14/2010 End: 09/10/2010

Current Maintenance Margin	
Mid-Atlantic	0
Western-Southern	0

Create New Ticket
View/Revise Ticket

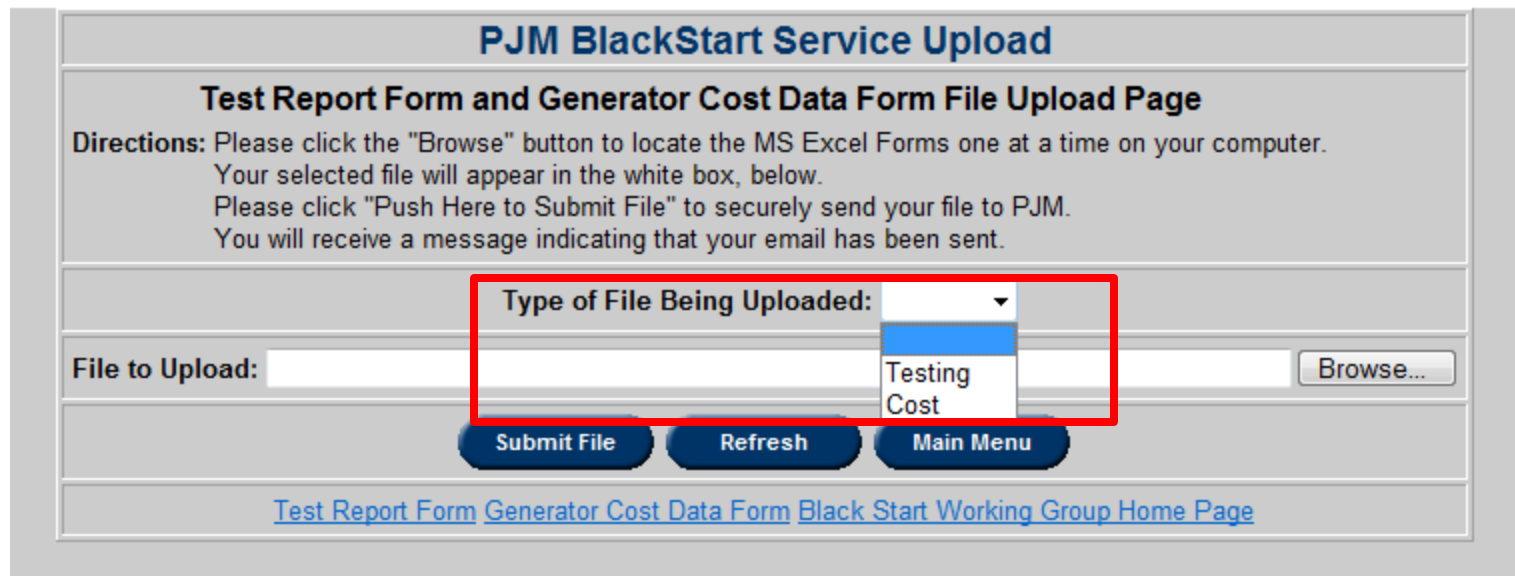
	MW	Volt. Reg.	MVAR	Governor	MVAR Test	PSS
Submitted Tickets	101	8	44	8	12	16
Revised Tickets	64	0	0	1	0	1
Current Tickets	81	0	0	1	0	2
Approved Tickets	79	0	16	0	3	1
Future Tickets	13	1	7	1	7	0
Tickets History						

Owners Report
Maint. Margin Log
D-Curve Report

Blackstart XLS Upload
Blackstart File Download

- **Issue:** Up until now, the files that members submitted were not saved locally nor was it possible to download these files
- **Resolution: File Download** - Lists all the files that have been submitted and allows you to download either a single file or multiple files

- The only change in the screen below is that you will now need to select the type of file from the “Type of File Being Uploaded” dropdown list
- There are 2 options – “Testing” and “Cost” as shown in the screen below



PJM BlackStart Service Upload

Test Report Form and Generator Cost Data Form File Upload Page

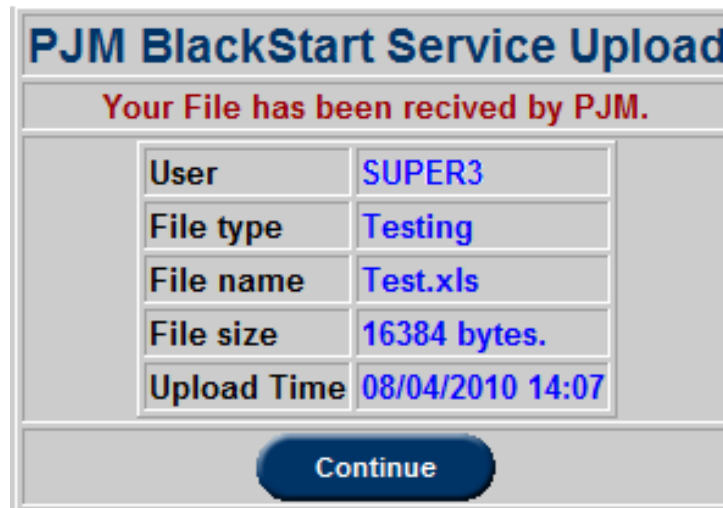
Directions: Please click the "Browse" button to locate the MS Excel Forms one at a time on your computer.
Your selected file will appear in the white box, below.
Please click "Push Here to Submit File" to securely send your file to PJM.
You will receive a message indicating that your email has been sent.

Type of File Being Uploaded:

File to Upload:

[Test Report Form](#) [Generator Cost Data Form](#) [Black Start Working Group Home Page](#)

- When you click on “Submit File”, a new file verification window appears as shown below stating that the upload was successful and displays the following information:
 - **User Id:** Displays the user ID of the person who uploaded the file
 - **Type of File:** Lists the file type which is either “Testing” or “Cost”
 - **Name of the File:** Lists the file name
 - **File Size:** Lists the size of the file in bytes
 - **Upload Time:** Lists the timestamp the file was submitted

A screenshot of a web-based verification window titled "PJM BlackStart Service Upload". The window has a light gray border and a white background. At the top, the title is in blue. Below the title, a red message states "Your File has been received by PJM.". Underneath is a table with five rows of information. At the bottom of the window is a blue button with the text "Continue".

PJM BlackStart Service Upload	
Your File has been received by PJM.	
User	SUPER3
File type	Testing
File name	Test.xls
File size	16384 bytes.
Upload Time	08/04/2010 14:07

To review previously submitted files, click on Blackstart File Download button on the Generation Tickets menu

Black Start File Download

From: To:
(MM/DD/YYYY) (MM/DD/YYYY)
Apply Filter

Include	User ID	File Type	File Name	Timestamp
<input type="checkbox"/>	dpr	Testing	equip_with_y_notif_but_without_x.xls	07/16/2010 16:49
<input type="checkbox"/>	dpr	Cost	equip_with_y_notif_but_without_x.xls	07/16/2010 16:50
<input type="checkbox"/>	dpr	Cost	equip_with_y_notif_but_without_x.xls	07/16/2010 16:52
<input type="checkbox"/>	dpr	Cost	equip_with_y_notif_but_without_x.xls	07/16/2010 16:53
<input type="checkbox"/>	dpr	Cost	test.zip	07/16/2010 16:53
<input type="checkbox"/>	venugs	Testing	esuite_SCR_40.xls	07/26/2010 13:25
<input type="checkbox"/>	SUPER3	Testing	10.0 SIRs.xls	07/29/2010 11:25
<input type="checkbox"/>	dpr	Testing	implemented_ticket_without_actual_start.xls	07/29/2010 11:30
<input type="checkbox"/>	SUPER3	Testing	9_3 SIRS.xls	07/29/2010 11:30
<input type="checkbox"/>	dpr	Testing	equip_with_y_notif_but_without_x.xls	07/29/2010 11:41
<input type="checkbox"/>	dpr	Testing	FE345kvTERMdump032310FEUpdatedRatingsXFMRs.xls	07/29/2010 11:42
<input type="checkbox"/>	dpr	Cost	Equipment_with_rate_but_witout matching_ticket.xls	07/29/2010 11:53
<input type="checkbox"/>	dpr	Cost	equip_with_y_notif_but_without_x.xls	07/29/2010 11:54
<input type="checkbox"/>	dpr	Cost	Equipment_with_rate_but_witout matching_ticket.xls	07/29/2010 11:55
<input type="checkbox"/>	dpr	Testing	equip_with_y_notif_but_without_x.xls	07/29/2010 11:57
<input type="checkbox"/>	venugs	Cost	Test.xls	08/04/2010 11:22

Download
Refresh
Main Menu

- The Blackstart File Download window lists all the files that your company has submitted along with all the fields as mentioned in the previous slide. Files are sorted in descending order of timestamp
- The From/To Date filter allows the user to select a timeframe. The default filter is set to dates corresponding to the last 14 months
- Check the “Include” box for all the files that you want to download and click the “Download” button
- You will get a zip file with all the files you selected

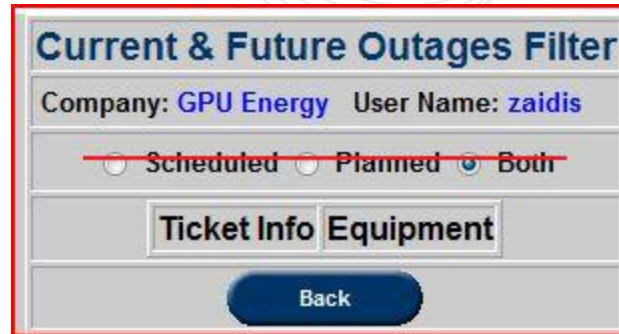
Black Start File Download

From: To:
(MM/DD/YYYY) (MM/DD/YYYY)

Include	User ID	File Type	File Name	Timestamp
<input type="checkbox"/>	dpr	Testing	equip_with_y_notif_but_without_x.xls	07/16/2010 16:49
<input type="checkbox"/>	dpr	Testing	equip_with_y_notif_but_without_x.xls	07/29/2010 11:57
<input type="checkbox"/>	SUPER3	Cost	Test.xls	08/04/2010 11:22

Note: Previously submitted files will be migrated into the application

Transmission Tickets

A screenshot of a web application interface titled "Current & Future Outages Filter". The interface is enclosed in a red rectangular border. At the top, it displays "Company: GPU Energy" and "User Name: zaidis". Below this, there are three radio button options: "Scheduled", "Planned", and "Both". A red horizontal line is drawn across the "Scheduled" and "Planned" options, indicating they have been removed. The "Both" option is selected. Below the radio buttons are two tabs: "Ticket Info" and "Equipment". At the bottom of the filter box is a blue "Back" button.

- Submission of transmission tickets as planning no longer allowed.
- Past planning tickets never converted to actual tickets will be changed to the status of cancelled.
- Planned/Scheduled/ Both radio button removed from Current and Future report.

