



# Load Response Activity Report February 2012

**James McAnany**  
**PJM Demand Side Response**  
**February 9, 2012**



# Delivery Year 2011-2012 Active Participants in PJM Load Response Program: as of 2/9/2012 (page 1 of 2)

| State | Zone    | EDC     | Economic Program |       | Emergency Energy Only |    | Emergency ILR |         | Emergency DR |       | Emergency Total<br>MW |
|-------|---------|---------|------------------|-------|-----------------------|----|---------------|---------|--------------|-------|-----------------------|
|       |         |         | Sites            | MW    | Sites                 | MW | Sites         | MW      | Sites        | MW    |                       |
| DC    | PEPCO   | PEPCO   | 4                | 8.6   |                       |    | 169           | 74.3    | 8            | 15.8  | 90.0                  |
| DE    | DPL     | DEMEC   |                  |       |                       |    | 23            | 9.1     | 1            | 0.3   | 9.4                   |
| DE    | DPL     | DOVDE   |                  |       |                       |    | 7             | 8.5     |              |       | 8.5                   |
| DE    | DPL     | DPL     | 33               | 143.0 |                       |    | 134           | 104.6   | 7            | 5.9   | 110.5                 |
| DE    | DPL     | ODEC    | 2                | 0.3   |                       |    | 5             | 2.9     | 1            | 0.2   | 3.0                   |
| IL    | COMED   | BATAV   |                  |       |                       |    | 1             | 0.5     |              |       | 0.5                   |
| IL    | COMED   | COMED   | 741              | 286.7 |                       |    | 2,115         | 1,581.4 | 63           | 36.8  | 1,618.2               |
| IL    | COMED   | IMEAA1  |                  |       |                       |    | 2             | 46.3    |              |       | 46.3                  |
| IN    | AEP     | AEPSCT  |                  |       |                       |    | 1             | 0.0     | 24           | 216.9 | 216.9                 |
| IN    | AEP     | HEREC   |                  |       |                       |    | 1             | 14.4    |              |       | 14.4                  |
| IN    | AEP     | WVSDI   |                  |       |                       |    | 1             | 23.1    |              |       | 23.1                  |
| KY    | DEOK    | DEK     |                  |       |                       |    |               |         | 29           | 40.9  | 40.9                  |
| MD    | APS     | AETSAP  | 7                | 27.5  |                       |    | 137           | 90.6    | 29           | 4.7   | 95.3                  |
| MD    | APS     | AETSHG  |                  |       |                       |    | 4             | 2.3     | 2            | 0.7   | 3.1                   |
| MD    | BGE     | BC      | 65               | 529.4 |                       |    | 661           | 449.7   | 129          | 521.5 | 971.2                 |
| MD    | DPL     | DPL     | 5                | 3.1   |                       |    | 141           | 52.3    | 24           | 23.1  | 75.3                  |
| MD    | DPL     | EASTON  |                  |       |                       |    | 1             | 1.4     | 2            | 0.9   | 2.3                   |
| MD    | DPL     | ODEC    | 1                | 0.5   |                       |    | 16            | 7.9     | 5            | 1.3   | 9.2                   |
| MD    | PEPCO   | PEPCO   | 8                | 1.5   |                       |    | 390           | 105.4   | 16           | 76.3  | 181.7                 |
| MD    | PEPCO   | SMECO   | 28               | 5.2   |                       |    | 61            | 12.6    | 29           | 28.0  | 40.6                  |
| MI    | AEP     | AEPSCT  |                  |       |                       |    | 4             | 9.0     | 2            | 2.1   | 11.0                  |
| NC    | DOM     | DOMEDC  |                  |       |                       |    | 5             | 93.8    |              |       | 93.8                  |
| NJ    | AECO    | AE      | 37               | 16.0  |                       |    | 217           | 84.3    | 1            | 0.1   | 84.4                  |
| NJ    | AECO    | VMEU    | 4                | 2.3   |                       |    | 11            | 5.4     | 3            | 2.5   | 8.0                   |
| NJ    | JCPL    | AECI    |                  |       |                       |    | 1             | 0.3     |              |       | 0.3                   |
| NJ    | JCPL    | JCBGS   | 28               | 92.5  |                       |    | 407           | 204.5   | 10           | 5.6   | 210.1                 |
| NJ    | PSEG    | PSEG    | 107              | 59.9  |                       |    | 958           | 385.7   | 31           | 28.5  | 414.2                 |
| NJ    | RECO    | RECO    |                  |       |                       |    | 14            | 6.4     |              |       | 6.4                   |
| NY    | PENELEC | PaElec  |                  |       |                       |    | 1             | 0.4     |              |       | 0.4                   |
| OH    | AEP     | AEPCCCL |                  |       |                       |    | 9             | 21.1    |              |       | 21.1                  |
| OH    | AEP     | AEPSCT  | 41               | 12.2  |                       |    | 636           | 626.7   | 103          | 227.6 | 854.3                 |
| OH    | AEP     | AMPO    |                  |       |                       |    | 53            | 154.4   | 5            | 6.2   | 160.7                 |
| OH    | AEP     | BUCK    |                  |       |                       |    | 4             | 38.7    |              |       | 38.7                  |
| OH    | ATSI    | AMPO    |                  |       |                       |    |               |         | 32           | 299.5 | 299.5                 |
| OH    | ATSI    | CPP     |                  |       |                       |    |               |         | 16           | 79.3  | 79.3                  |
| OH    | ATSI    | OEEDC   | 1                | 3.0   |                       |    |               |         | 530          | 811.2 | 811.2                 |
| OH    | DAY     | AMPO    |                  |       |                       |    | 17            | 44.4    |              |       | 44.4                  |
| OH    | DAY     | BUCK    |                  |       |                       |    | 1             | 3.4     |              |       | 3.4                   |
| OH    | DAY     | DAYEDC  | 14               | 7.2   |                       |    | 239           | 171.0   | 2            | 0.5   | 171.5                 |



# Delivery Year 2011-2012 Active Participants in PJM Load Response Program: as of 2/9/2012 (page 2 of 2)

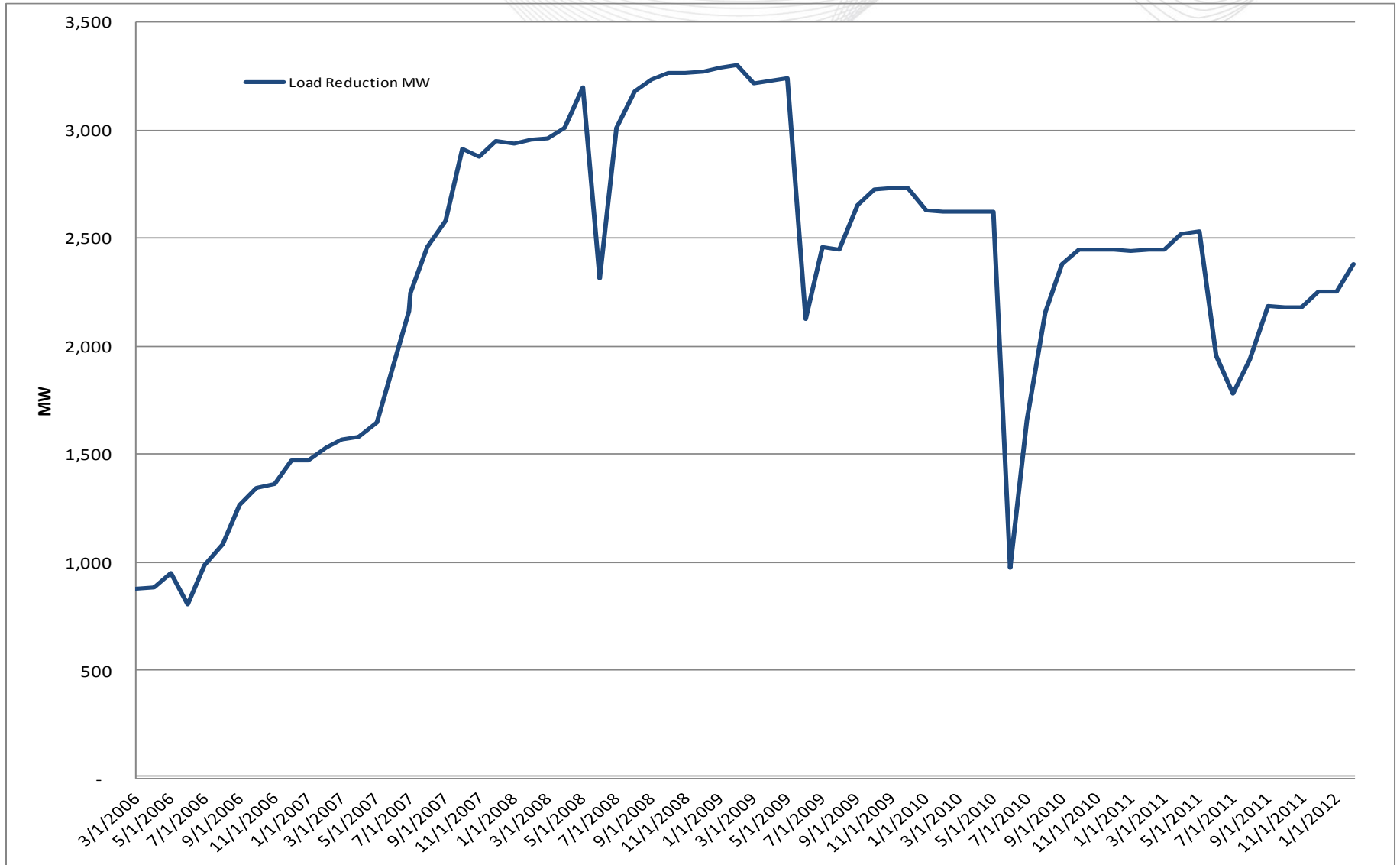
| State        | Zone    | EDC    | Economic Program |              | Emergency Energy Only |          | Emergency ILR |              | Emergency DR |              | Emergency Total<br>MW |
|--------------|---------|--------|------------------|--------------|-----------------------|----------|---------------|--------------|--------------|--------------|-----------------------|
|              |         |        | Sites            | MW           | Sites                 | MW       | Sites         | MW           | Sites        | MW           |                       |
| OH           | DEOK    | AMPO   |                  |              |                       |          |               |              | 1            | 28.0         | 28.0                  |
| OH           | DEOK    | DEOHIO |                  |              |                       |          |               |              | 193          | 229.5        | 229.5                 |
| PA           | APS     | AECI   |                  |              |                       |          | 3             | 2.7          |              |              | 2.7                   |
| PA           | APS     | AETSAP | 208              | 59.3         |                       |          | 690           | 479.6        | 10           | 2.0          | 481.6                 |
| PA           | APS     | CHBDTE |                  |              |                       |          | 4             | 2.2          |              |              | 2.2                   |
| PA           | ATSI    | PAPWR  | 10               | 75.9         |                       |          |               |              | 31           | 48.5         | 48.5                  |
| PA           | DUQ     | DLCO   | 24               | 54.5         |                       |          |               |              | 309          | 211.4        | 211.4                 |
| PA           | METED   | AECI   |                  |              |                       |          | 1             | 1.6          |              |              | 1.6                   |
| PA           | METED   | MetEd  | 91               | 81.7         |                       |          | 368           | 241.7        | 13           | 5.1          | 246.8                 |
| PA           | PECO    | PE     | 407              | 183.6        |                       |          | 1,301         | 572.8        | 34           | 13.1         | 585.9                 |
| PA           | PENELEC | AECI   |                  |              |                       |          | 12            | 17.0         | 3            | 0.2          | 17.1                  |
| PA           | PENELEC | PaElec | 157              | 90.3         |                       |          | 548           | 357.6        | 17           | 18.0         | 375.7                 |
| PA           | PENELEC | WELLSB |                  |              |                       |          | 1             | 0.1          |              |              | 0.1                   |
| PA           | PPL     | AMPO   |                  |              |                       |          | 8             | 2.6          | 4            | 0.2          | 2.8                   |
| PA           | PPL     | CTZECL |                  |              |                       |          | 5             | 4.2          |              |              | 4.2                   |
| PA           | PPL     | PPL    | 295              | 276.6        |                       |          | 1,263         | 716.4        | 39           | 11.6         | 728.0                 |
| PA           | PPL     | UGI-UI | 2                | 1.9          |                       |          | 18            | 10.7         |              |              | 10.7                  |
| TN           | AEP     | AEPSCT |                  |              |                       |          | 2             | 13.0         |              |              | 13.0                  |
| VA           | AEP     | AEPSCT | 6                | 59.1         |                       |          | 189           | 279.7        | 32           | 3.3          | 283.0                 |
| VA           | AEP     | AMPO   |                  |              |                       |          | 15            | 25.6         |              |              | 25.6                  |
| VA           | APS     | AETSAP |                  |              |                       |          | 1             | 2.2          |              |              | 2.2                   |
| VA           | APS     | AMPO   |                  |              |                       |          | 3             | 1.0          |              |              | 1.0                   |
| VA           | APS     | ODEC   |                  |              |                       |          | 37            | 44.9         | 8            | 1.5          | 46.4                  |
| VA           | DOM     | CVEC   |                  |              |                       |          |               |              | 5            | 3.5          | 3.5                   |
| VA           | DOM     | DOMEDC | 82               | 78.0         |                       |          | 849           | 715.8        | 39           | 31.7         | 747.5                 |
| VA           | DOM     | DOMVME |                  |              |                       |          | 15            | 99.5         |              |              | 99.5                  |
| VA           | DOM     | NVEC   | 5                | 43.2         |                       |          | 19            | 27.1         |              |              | 27.1                  |
| VA           | DOM     | ODEC   | 1                | 67.0         |                       |          | 38            | 88.4         | 9            | 1.6          | 90.0                  |
| VA           | DPL     | ODEC   |                  |              |                       |          | 8             | 2.0          |              |              | 2.0                   |
| WV           | AEP     | AEPSCT | 25               | 59.7         |                       |          | 348           | 296.9        | 12           | 42.4         | 339.3                 |
| WV           | AEP     | APWVP  |                  |              |                       |          | 10            | 6.3          |              |              | 6.3                   |
| WV           | APS     | AETSAP | 12               | 52.9         |                       |          | 331           | 282.5        | 2            | 2.6          | 285.1                 |
| <b>Total</b> |         |        | <b>2,451</b>     | <b>2,383</b> | <b>0</b>              | <b>0</b> | <b>12,534</b> | <b>8,731</b> | <b>1,865</b> | <b>3,091</b> | <b>11,821</b>         |

**Note:**

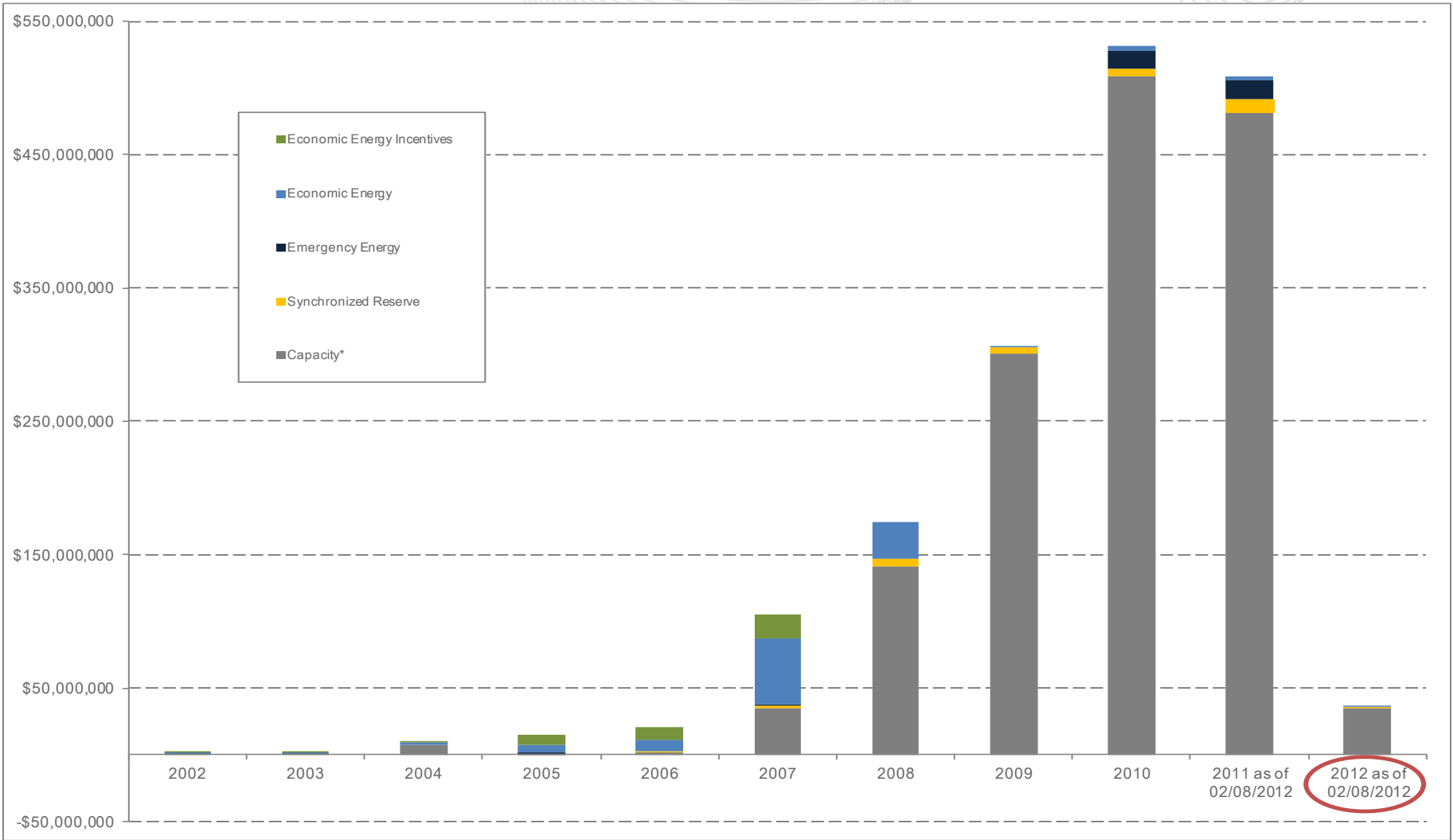
- 1) Data as of 02/08/2012.
- 2) Emergency MW are in ICAP.
- 3) Residential Direct Load Control (DLC) registrations reported as one site not a total number of end use customers in that program.



# PJM Economic Load Response Capability (MW): 3/1/2006-2/9/2012



# PJM Demand Side Response Estimated Revenue



\*Capacity Net Revenue inclusive of Capacity Credits and Charges.



## 2012 Economic Demand Side Response Monthly Site Participation

| State        | Zone    | JAN      | FEB | MAR | APR | MAY | JUN | JUL | AUG | SEP | OCT | NOV | DEC |
|--------------|---------|----------|-----|-----|-----|-----|-----|-----|-----|-----|-----|-----|-----|
| DC           | PEPCO   |          |     |     |     |     |     |     |     |     |     |     |     |
| DE           | DPL     |          |     |     |     |     |     |     |     |     |     |     |     |
| IL           | COMED   |          |     |     |     |     |     |     |     |     |     |     |     |
| MD           | APS     |          |     |     |     |     |     |     |     |     |     |     |     |
|              | BGE     |          |     |     |     |     |     |     |     |     |     |     |     |
|              | PEPCO   |          |     |     |     |     |     |     |     |     |     |     |     |
| NJ           | JCPL    |          |     |     |     |     |     |     |     |     |     |     |     |
|              | PSEG    |          |     |     |     |     |     |     |     |     |     |     |     |
| OH           | AEP     |          |     |     |     |     |     |     |     |     |     |     |     |
|              | DAY     |          |     |     |     |     |     |     |     |     |     |     |     |
| PA           | APS     |          |     |     |     |     |     |     |     |     |     |     |     |
|              | ATSI    |          |     |     |     |     |     |     |     |     |     |     |     |
|              | DUQ     |          |     |     |     |     |     |     |     |     |     |     |     |
|              | METED   |          |     |     |     |     |     |     |     |     |     |     |     |
|              | PECO    | 1        |     |     |     |     |     |     |     |     |     |     |     |
|              | PENELEC |          |     |     |     |     |     |     |     |     |     |     |     |
|              | PPL     |          |     |     |     |     |     |     |     |     |     |     |     |
| VA           | DOM     | 1        |     |     |     |     |     |     |     |     |     |     |     |
| WV           | AEP     |          |     |     |     |     |     |     |     |     |     |     |     |
| <b>Total</b> |         | <b>2</b> |     |     |     |     |     |     |     |     |     |     |     |

Average Number of Unique Participating Sites per Month: 2



## 2012 Economic Demand Side Response Monthly Site Participation Day-Ahead Activity

| State        | Zone    | JAN      | FEB | MAR | APR | MAY | JUN | JUL | AUG | SEP | OCT | NOV | DEC |
|--------------|---------|----------|-----|-----|-----|-----|-----|-----|-----|-----|-----|-----|-----|
| DC           | PEPCO   |          |     |     |     |     |     |     |     |     |     |     |     |
| DE           | DPL     |          |     |     |     |     |     |     |     |     |     |     |     |
| IL           | COMED   |          |     |     |     |     |     |     |     |     |     |     |     |
| MD           | APS     |          |     |     |     |     |     |     |     |     |     |     |     |
|              | BGE     |          |     |     |     |     |     |     |     |     |     |     |     |
|              | PEPCO   |          |     |     |     |     |     |     |     |     |     |     |     |
| NJ           | JCPL    |          |     |     |     |     |     |     |     |     |     |     |     |
|              | PSEG    |          |     |     |     |     |     |     |     |     |     |     |     |
| OH           | AEP     |          |     |     |     |     |     |     |     |     |     |     |     |
|              | DAY     |          |     |     |     |     |     |     |     |     |     |     |     |
| PA           | APS     |          |     |     |     |     |     |     |     |     |     |     |     |
|              | ATSI    |          |     |     |     |     |     |     |     |     |     |     |     |
|              | DUQ     |          |     |     |     |     |     |     |     |     |     |     |     |
|              | METED   |          |     |     |     |     |     |     |     |     |     |     |     |
|              | PECO    |          |     |     |     |     |     |     |     |     |     |     |     |
|              | PENELEC |          |     |     |     |     |     |     |     |     |     |     |     |
|              | PPL     |          |     |     |     |     |     |     |     |     |     |     |     |
| VA           | DOM     |          |     |     |     |     |     |     |     |     |     |     |     |
| WV           | AEP     |          |     |     |     |     |     |     |     |     |     |     |     |
| <b>Total</b> |         | <b>0</b> |     |     |     |     |     |     |     |     |     |     |     |

Average Number of Unique Participating Sites per Month: 0



## 2012 Economic Demand Side Response Monthly Site Participation Real-Time Activity

| State        | Zone    | JAN      | FEB | MAR | APR | MAY | JUN | JUL | AUG | SEP | OCT | NOV | DEC |
|--------------|---------|----------|-----|-----|-----|-----|-----|-----|-----|-----|-----|-----|-----|
| DC           | PEPCO   |          |     |     |     |     |     |     |     |     |     |     |     |
| DE           | DPL     |          |     |     |     |     |     |     |     |     |     |     |     |
| IL           | COMED   |          |     |     |     |     |     |     |     |     |     |     |     |
| MD           | APS     |          |     |     |     |     |     |     |     |     |     |     |     |
|              | BGE     |          |     |     |     |     |     |     |     |     |     |     |     |
|              | PEPCO   |          |     |     |     |     |     |     |     |     |     |     |     |
| NJ           | JCPL    |          |     |     |     |     |     |     |     |     |     |     |     |
|              | PSEG    |          |     |     |     |     |     |     |     |     |     |     |     |
| OH           | AEP     |          |     |     |     |     |     |     |     |     |     |     |     |
|              | DAY     |          |     |     |     |     |     |     |     |     |     |     |     |
| PA           | APS     |          |     |     |     |     |     |     |     |     |     |     |     |
|              | ATSI    |          |     |     |     |     |     |     |     |     |     |     |     |
|              | DUQ     |          |     |     |     |     |     |     |     |     |     |     |     |
|              | METED   |          |     |     |     |     |     |     |     |     |     |     |     |
|              | PECO    | 1        |     |     |     |     |     |     |     |     |     |     |     |
|              | PENELEC |          |     |     |     |     |     |     |     |     |     |     |     |
|              | PPL     |          |     |     |     |     |     |     |     |     |     |     |     |
| VA           | DOM     | 1        |     |     |     |     |     |     |     |     |     |     |     |
| WV           | AEP     |          |     |     |     |     |     |     |     |     |     |     |     |
| <b>Total</b> |         | <b>2</b> |     |     |     |     |     |     |     |     |     |     |     |

Average Number of Unique Participating Sites per Month: 2



## 2012 Economic Demand Side Response Monthly MWh Reductions

| State        | Zone    | JAN        | FEB | MAR | APR | MAY | JUN | JUL | AUG | SEP | OCT | NOV | DEC |
|--------------|---------|------------|-----|-----|-----|-----|-----|-----|-----|-----|-----|-----|-----|
| DC           | PEPCO   |            |     |     |     |     |     |     |     |     |     |     |     |
| DE           | DPL     |            |     |     |     |     |     |     |     |     |     |     |     |
| IL           | COMED   |            |     |     |     |     |     |     |     |     |     |     |     |
| MD           | APS     |            |     |     |     |     |     |     |     |     |     |     |     |
|              | BGE     |            |     |     |     |     |     |     |     |     |     |     |     |
|              | PEPCO   |            |     |     |     |     |     |     |     |     |     |     |     |
| NJ           | JCPL    |            |     |     |     |     |     |     |     |     |     |     |     |
|              | PSEG    |            |     |     |     |     |     |     |     |     |     |     |     |
| OH           | AEP     |            |     |     |     |     |     |     |     |     |     |     |     |
|              | DAY     |            |     |     |     |     |     |     |     |     |     |     |     |
| PA           | APS     |            |     |     |     |     |     |     |     |     |     |     |     |
|              | ATSI    |            |     |     |     |     |     |     |     |     |     |     |     |
|              | DUQ     |            |     |     |     |     |     |     |     |     |     |     |     |
|              | METED   |            |     |     |     |     |     |     |     |     |     |     |     |
|              | PECO    | 10         |     |     |     |     |     |     |     |     |     |     |     |
|              | PENELEC |            |     |     |     |     |     |     |     |     |     |     |     |
|              | PPL     |            |     |     |     |     |     |     |     |     |     |     |     |
| VA           | DOM     | 217        |     |     |     |     |     |     |     |     |     |     |     |
| WV           | AEP     |            |     |     |     |     |     |     |     |     |     |     |     |
| <b>Total</b> |         | <b>227</b> |     |     |     |     |     |     |     |     |     |     |     |

**Total MWh: 227**



# 2012 Economic Demand Side Response Monthly MWh Reductions Day-Ahead Activity

| State        | Zone    | JAN      | FEB | MAR | APR | MAY | JUN | JUL | AUG | SEP | OCT | NOV | DEC |
|--------------|---------|----------|-----|-----|-----|-----|-----|-----|-----|-----|-----|-----|-----|
| DC           | PEPCO   |          |     |     |     |     |     |     |     |     |     |     |     |
| DE           | DPL     |          |     |     |     |     |     |     |     |     |     |     |     |
| IL           | COMED   |          |     |     |     |     |     |     |     |     |     |     |     |
| MD           | APS     |          |     |     |     |     |     |     |     |     |     |     |     |
|              | BGE     |          |     |     |     |     |     |     |     |     |     |     |     |
|              | PEPCO   |          |     |     |     |     |     |     |     |     |     |     |     |
| NJ           | JCPL    |          |     |     |     |     |     |     |     |     |     |     |     |
|              | PSEG    |          |     |     |     |     |     |     |     |     |     |     |     |
| OH           | AEP     |          |     |     |     |     |     |     |     |     |     |     |     |
|              | DAY     |          |     |     |     |     |     |     |     |     |     |     |     |
| PA           | APS     |          |     |     |     |     |     |     |     |     |     |     |     |
|              | ATSI    |          |     |     |     |     |     |     |     |     |     |     |     |
|              | DUQ     |          |     |     |     |     |     |     |     |     |     |     |     |
|              | METED   |          |     |     |     |     |     |     |     |     |     |     |     |
|              | PECO    |          |     |     |     |     |     |     |     |     |     |     |     |
|              | PENELEC |          |     |     |     |     |     |     |     |     |     |     |     |
|              | PPL     |          |     |     |     |     |     |     |     |     |     |     |     |
| VA           | DOM     |          |     |     |     |     |     |     |     |     |     |     |     |
| WV           | AEP     |          |     |     |     |     |     |     |     |     |     |     |     |
| <b>Total</b> |         | <b>0</b> |     |     |     |     |     |     |     |     |     |     |     |

**Total Day Ahead MWh: -**



## 2012 Economic Demand Side Response Monthly MWh Reductions Real-Time Activity

| State        | Zone    | JAN        | FEB | MAR | APR | MAY | JUN | JUL | AUG | SEP | OCT | NOV | DEC |
|--------------|---------|------------|-----|-----|-----|-----|-----|-----|-----|-----|-----|-----|-----|
| DC           | PEPCO   |            |     |     |     |     |     |     |     |     |     |     |     |
| DE           | DPL     |            |     |     |     |     |     |     |     |     |     |     |     |
| IL           | COMED   |            |     |     |     |     |     |     |     |     |     |     |     |
| MD           | APS     |            |     |     |     |     |     |     |     |     |     |     |     |
|              | BGE     |            |     |     |     |     |     |     |     |     |     |     |     |
|              | PEPCO   |            |     |     |     |     |     |     |     |     |     |     |     |
| NJ           | JCPL    |            |     |     |     |     |     |     |     |     |     |     |     |
|              | PSEG    |            |     |     |     |     |     |     |     |     |     |     |     |
| OH           | AEP     |            |     |     |     |     |     |     |     |     |     |     |     |
|              | DAY     |            |     |     |     |     |     |     |     |     |     |     |     |
| PA           | APS     |            |     |     |     |     |     |     |     |     |     |     |     |
|              | ATSI    |            |     |     |     |     |     |     |     |     |     |     |     |
|              | DUQ     |            |     |     |     |     |     |     |     |     |     |     |     |
|              | METED   |            |     |     |     |     |     |     |     |     |     |     |     |
|              | PECO    | 10         |     |     |     |     |     |     |     |     |     |     |     |
|              | PENELEC |            |     |     |     |     |     |     |     |     |     |     |     |
|              | PPL     |            |     |     |     |     |     |     |     |     |     |     |     |
| VA           | DOM     | 217        |     |     |     |     |     |     |     |     |     |     |     |
| WV           | AEP     |            |     |     |     |     |     |     |     |     |     |     |     |
| <b>Total</b> |         | <b>227</b> |     |     |     |     |     |     |     |     |     |     |     |

**Total Real Time MWh: 227**



## 2012 Economic Demand Side Response Monthly Net CSP Credits

| State        | Zone    | JAN       | FEB        | MAR | APR | MAY | JUN | JUL | AUG | SEP | OCT | NOV | DEC |
|--------------|---------|-----------|------------|-----|-----|-----|-----|-----|-----|-----|-----|-----|-----|
| DC           | PEPCO   |           |            |     |     |     |     |     |     |     |     |     |     |
| DE           | DPL     |           |            |     |     |     |     |     |     |     |     |     |     |
| IL           | COMED   |           |            |     |     |     |     |     |     |     |     |     |     |
| MD           | APS     |           |            |     |     |     |     |     |     |     |     |     |     |
|              | BGE     |           |            |     |     |     |     |     |     |     |     |     |     |
|              | PEPCO   |           |            |     |     |     |     |     |     |     |     |     |     |
| NJ           | JCPL    |           |            |     |     |     |     |     |     |     |     |     |     |
|              | PSEG    |           |            |     |     |     |     |     |     |     |     |     |     |
| OH           | AEP     |           |            |     |     |     |     |     |     |     |     |     |     |
|              | DAY     |           |            |     |     |     |     |     |     |     |     |     |     |
| PA           | APS     |           |            |     |     |     |     |     |     |     |     |     |     |
|              | ATSI    |           |            |     |     |     |     |     |     |     |     |     |     |
|              | DUQ     |           |            |     |     |     |     |     |     |     |     |     |     |
|              | METED   |           |            |     |     |     |     |     |     |     |     |     |     |
|              | PECO    | \$        | 213        |     |     |     |     |     |     |     |     |     |     |
|              | PENELEC |           |            |     |     |     |     |     |     |     |     |     |     |
|              | PPL     |           |            |     |     |     |     |     |     |     |     |     |     |
| VA           | DOM     |           |            |     |     |     |     |     |     |     |     |     |     |
| WV           | AEP     |           |            |     |     |     |     |     |     |     |     |     |     |
| <b>Total</b> |         | <b>\$</b> | <b>213</b> |     |     |     |     |     |     |     |     |     |     |

**Total CSP Credits:        \$        213**



# 2012 Economic Demand Side Response Monthly Net CSP Credits Day-Ahead Activity

| State        | Zone    | JAN | FEB | MAR | APR | MAY | JUN | JUL | AUG | SEP | OCT | NOV | DEC |
|--------------|---------|-----|-----|-----|-----|-----|-----|-----|-----|-----|-----|-----|-----|
| DC           | PEPCO   |     |     |     |     |     |     |     |     |     |     |     |     |
| DE           | DPL     |     |     |     |     |     |     |     |     |     |     |     |     |
| IL           | COMED   |     |     |     |     |     |     |     |     |     |     |     |     |
| MD           | APS     |     |     |     |     |     |     |     |     |     |     |     |     |
|              | BGE     |     |     |     |     |     |     |     |     |     |     |     |     |
|              | PEPCO   |     |     |     |     |     |     |     |     |     |     |     |     |
| NJ           | JCPL    |     |     |     |     |     |     |     |     |     |     |     |     |
|              | PSEG    |     |     |     |     |     |     |     |     |     |     |     |     |
| OH           | AEP     |     |     |     |     |     |     |     |     |     |     |     |     |
|              | DAY     |     |     |     |     |     |     |     |     |     |     |     |     |
| PA           | APS     |     |     |     |     |     |     |     |     |     |     |     |     |
|              | ATSI    |     |     |     |     |     |     |     |     |     |     |     |     |
|              | DUQ     |     |     |     |     |     |     |     |     |     |     |     |     |
|              | METED   |     |     |     |     |     |     |     |     |     |     |     |     |
|              | PECO    |     |     |     |     |     |     |     |     |     |     |     |     |
|              | PENELEC |     |     |     |     |     |     |     |     |     |     |     |     |
|              | PPL     |     |     |     |     |     |     |     |     |     |     |     |     |
| VA           | DOM     |     |     |     |     |     |     |     |     |     |     |     |     |
| WV           | AEP     |     |     |     |     |     |     |     |     |     |     |     |     |
| <b>Total</b> |         | \$  | -   |     |     |     |     |     |     |     |     |     |     |

**Day Ahead CSP Credits: \$ -**



# 2012 Economic Demand Side Response Monthly Net CSP Credits Real-Time Activity

| State        | Zone    | JAN       | FEB        | MAR | APR | MAY | JUN | JUL | AUG | SEP | OCT | NOV | DEC |
|--------------|---------|-----------|------------|-----|-----|-----|-----|-----|-----|-----|-----|-----|-----|
| DC           | PEPCO   |           |            |     |     |     |     |     |     |     |     |     |     |
| DE           | DPL     |           |            |     |     |     |     |     |     |     |     |     |     |
| IL           | COMED   |           |            |     |     |     |     |     |     |     |     |     |     |
| MD           | APS     |           |            |     |     |     |     |     |     |     |     |     |     |
|              | BGE     |           |            |     |     |     |     |     |     |     |     |     |     |
|              | PEPCO   |           |            |     |     |     |     |     |     |     |     |     |     |
| NJ           | JCPL    |           |            |     |     |     |     |     |     |     |     |     |     |
|              | PSEG    |           |            |     |     |     |     |     |     |     |     |     |     |
| OH           | AEP     |           |            |     |     |     |     |     |     |     |     |     |     |
|              | DAY     |           |            |     |     |     |     |     |     |     |     |     |     |
| PA           | APS     |           |            |     |     |     |     |     |     |     |     |     |     |
|              | ATSI    |           |            |     |     |     |     |     |     |     |     |     |     |
|              | DUQ     |           |            |     |     |     |     |     |     |     |     |     |     |
|              | METED   |           |            |     |     |     |     |     |     |     |     |     |     |
|              | PECO    | \$        | 213        |     |     |     |     |     |     |     |     |     |     |
|              | PENELEC |           |            |     |     |     |     |     |     |     |     |     |     |
|              | PPL     |           |            |     |     |     |     |     |     |     |     |     |     |
| VA           | DOM     |           |            |     |     |     |     |     |     |     |     |     |     |
| WV           | AEP     |           |            |     |     |     |     |     |     |     |     |     |     |
| <b>Total</b> |         | <b>\$</b> | <b>213</b> |     |     |     |     |     |     |     |     |     |     |

**Real Time CSP Credits:    \$    213**



## 2012 RPM (ILR & DR) Demand Side Response Monthly Capacity Revenue

| Zone         | JAN                 | FEB | MAR | APR | MAY | JUN | JUL | AUG | SEP | OCT | NOV | DEC |
|--------------|---------------------|-----|-----|-----|-----|-----|-----|-----|-----|-----|-----|-----|
| AECO         | \$343,831           |     |     |     |     |     |     |     |     |     |     |     |
| AEP          | \$5,390,887         |     |     |     |     |     |     |     |     |     |     |     |
| APS          | \$3,410,799         |     |     |     |     |     |     |     |     |     |     |     |
| ATSI         | \$4,821             |     |     |     |     |     |     |     |     |     |     |     |
| BGE          | \$3,630,571         |     |     |     |     |     |     |     |     |     |     |     |
| COMED        | \$6,180,266         |     |     |     |     |     |     |     |     |     |     |     |
| DAY          | \$824,485           |     |     |     |     |     |     |     |     |     |     |     |
| DOM          | \$3,977,804         |     |     |     |     |     |     |     |     |     |     |     |
| DPL          | \$817,336           |     |     |     |     |     |     |     |     |     |     |     |
| DUQ          | \$2,418             |     |     |     |     |     |     |     |     |     |     |     |
| JCPL         | \$883,220           |     |     |     |     |     |     |     |     |     |     |     |
| METED        | \$909,516           |     |     |     |     |     |     |     |     |     |     |     |
| PECO         | \$2,375,286         |     |     |     |     |     |     |     |     |     |     |     |
| PENELEC      | \$1,380,240         |     |     |     |     |     |     |     |     |     |     |     |
| PEPCO        | \$1,174,938         |     |     |     |     |     |     |     |     |     |     |     |
| PPL          | \$2,739,610         |     |     |     |     |     |     |     |     |     |     |     |
| PSEG         | \$1,468,327         |     |     |     |     |     |     |     |     |     |     |     |
| RECO         | \$22,526            |     |     |     |     |     |     |     |     |     |     |     |
| <b>Total</b> | <b>\$35,536,881</b> |     |     |     |     |     |     |     |     |     |     |     |

**Total Capacity Credits: \$35,536,881**

Note:  
1) Values represent RPM revenue, not revenue associated with FRR plans.



## 2012 Economic Demand Side Response Monthly UDS Activity

| Year               | Time<br>Month | CSPs     |         | Zone     |         | Sites    |         |   | MWh      |         |   | Site Hours |         |   | Payments<br>Settled |
|--------------------|---------------|----------|---------|----------|---------|----------|---------|---|----------|---------|---|------------|---------|---|---------------------|
|                    |               | Notified | Settled | Notified | Settled | Notified | Settled | % | Notified | Settled | % | Notified   | Settled | % |                     |
| 2011               | 1             | 2        |         | 2        |         | 5        |         |   | 51       |         |   | 16         |         |   |                     |
| 2011               | 2             |          |         |          |         |          |         |   |          |         |   |            |         |   |                     |
| 2011               | 3             |          |         |          |         |          |         |   |          |         |   |            |         |   |                     |
| 2011               | 4             |          |         |          |         |          |         |   |          |         |   |            |         |   |                     |
| 2011               | 5             |          |         |          |         |          |         |   |          |         |   |            |         |   |                     |
| 2011               | 6             |          |         |          |         |          |         |   |          |         |   |            |         |   |                     |
| 2011               | 7             |          |         |          |         |          |         |   |          |         |   |            |         |   |                     |
| 2011               | 8             |          |         |          |         |          |         |   |          |         |   |            |         |   |                     |
| 2011               | 9             |          |         |          |         |          |         |   |          |         |   |            |         |   |                     |
| 2011               | 10            |          |         |          |         |          |         |   |          |         |   |            |         |   |                     |
| 2011               | 11            |          |         |          |         |          |         |   |          |         |   |            |         |   |                     |
| 2011               | 12            |          |         |          |         |          |         |   |          |         |   |            |         |   |                     |
| <b>YTD Totals</b>  |               |          |         |          |         | 5        |         |   | 51       |         |   | 16         |         |   | \$0                 |
| <b>YTD Average</b> |               | 2        |         | 2        |         |          |         |   |          |         |   |            |         |   |                     |

Notified = PJM hours dispatched - Self schedule hours where self schedule hour is same as dispatch hour.

Settled = All settlement hours during the PJM dispatch window where settlement hours that correlate to self schedule notification are omitted

Notes:

1) If a CSP self-schedules a customer during the same hour the customer is dispatched by PJM, the hour is NOT considered as PJM Dispatched. This method is consistent with the current PJM settlement rules.

2) "Settled" based on confirmed settlement information and "Notified" based on PJM dispatch and self-schedule notification information.

**3) Settlement information is submitted up to 60 days after the event. Therefore, YTD performance reflected in this report for the current 2 months is artificially low due to incomplete information at the time of report preparation.**



## 2012 Economic Demand Side Response Monthly Self Scheduled Activity

| Year | Time<br>Month | CSPs     |         | Zone     |         | Sites    |         |     | MWh      |         |     | Site Hours |         |    | Payments<br>Actual |
|------|---------------|----------|---------|----------|---------|----------|---------|-----|----------|---------|-----|------------|---------|----|--------------------|
|      |               | Notified | Settled | Notified | Settled | Notified | Settled | %   | Notified | Settled | %   | Notified   | Settled | %  |                    |
| 2012 | 1             | 3        | 2       | 4        | 2       | 7        | 2       | 29% | 284      | 227     | 80% | 297        | 22      | 7% | \$213              |
| 2012 | 2             | 2        |         | 2        |         | 2        |         |     | 105      |         |     | 20         |         |    |                    |
| 2012 | 3             |          |         |          |         |          |         |     |          |         |     |            |         |    |                    |
| 2012 | 4             |          |         |          |         |          |         |     |          |         |     |            |         |    |                    |
| 2012 | 5             |          |         |          |         |          |         |     |          |         |     |            |         |    |                    |
| 2012 | 6             |          |         |          |         |          |         |     |          |         |     |            |         |    |                    |
| 2012 | 7             |          |         |          |         |          |         |     |          |         |     |            |         |    |                    |
| 2012 | 8             |          |         |          |         |          |         |     |          |         |     |            |         |    |                    |
| 2012 | 9             |          |         |          |         |          |         |     |          |         |     |            |         |    |                    |
| 2012 | 10            |          |         |          |         |          |         |     |          |         |     |            |         |    |                    |
| 2012 | 11            |          |         |          |         |          |         |     |          |         |     |            |         |    |                    |
| 2012 | 12            |          |         |          |         |          |         |     |          |         |     |            |         |    |                    |

**YTD Totals** 9 2 22% 389 227 58% 317 22 7% \$213

**YTD Average** 3 2 3 2

Notified = CSP self scheduled volume.

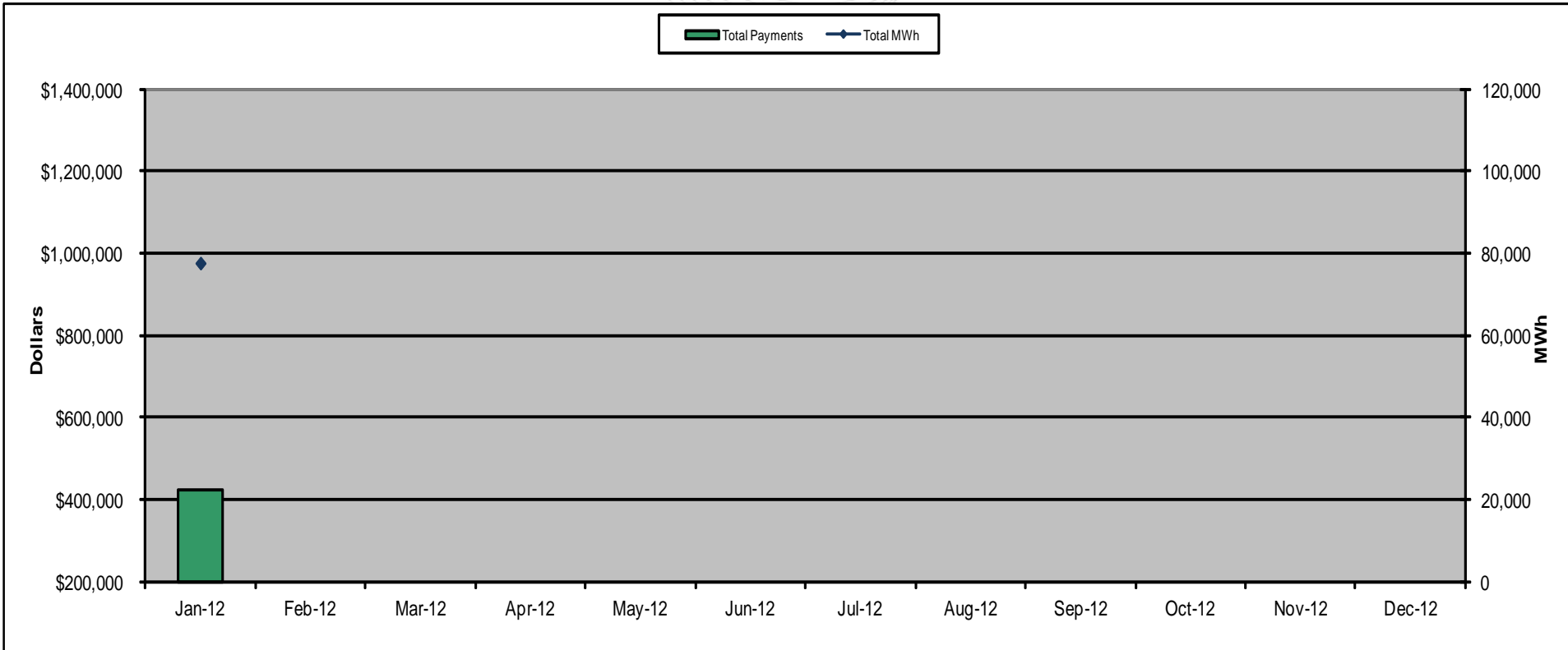
Settled = All settlement hours submitted for self scheduled notifications.

Notes:

1) "Settled" based on confirmed settlement information and "Notified" based on self-schedule notification information.

**2) Settlement information is submitted up to 60 days after the event. Therefore, YTD performance reflected in this report for the current 2 months is artificially low due to incomplete information at the time of report preparation.**

## 2012 Demand Side Response Synchronized Reserve Participation



|                       | Jan-12    | Feb-12 | Mar-12 | Apr-12 | May-12 | Jun-12 | Jul-12 | Aug-12 | Sep-12 | Oct-12 | Nov-12 | Dec-12 | Total     |
|-----------------------|-----------|--------|--------|--------|--------|--------|--------|--------|--------|--------|--------|--------|-----------|
| <b>Total MWh</b>      | 77,619    |        |        |        |        |        |        |        |        |        |        |        | 77,619    |
| <b>Total Payments</b> | \$423,818 |        |        |        |        |        |        |        |        |        |        |        | \$423,818 |
| <b>\$ / MWh</b>       | \$5.46    |        |        |        |        |        |        |        |        |        |        |        | \$5.46    |

MWh = sum of the settled MW  
(Example: 1 MW load available for 12 hours = 12 MWh)

