Winter Peak Load - Education

Scott Baker
Manager, Demand Side Markets
Market Implementation Committee
December 2, 2026

Disclaimer: While materials are current at the time of publishing, applicable requirements may change. PJM Governing Documents control.

PJM © 2026

Steps for DR Participation in RPM Auctions

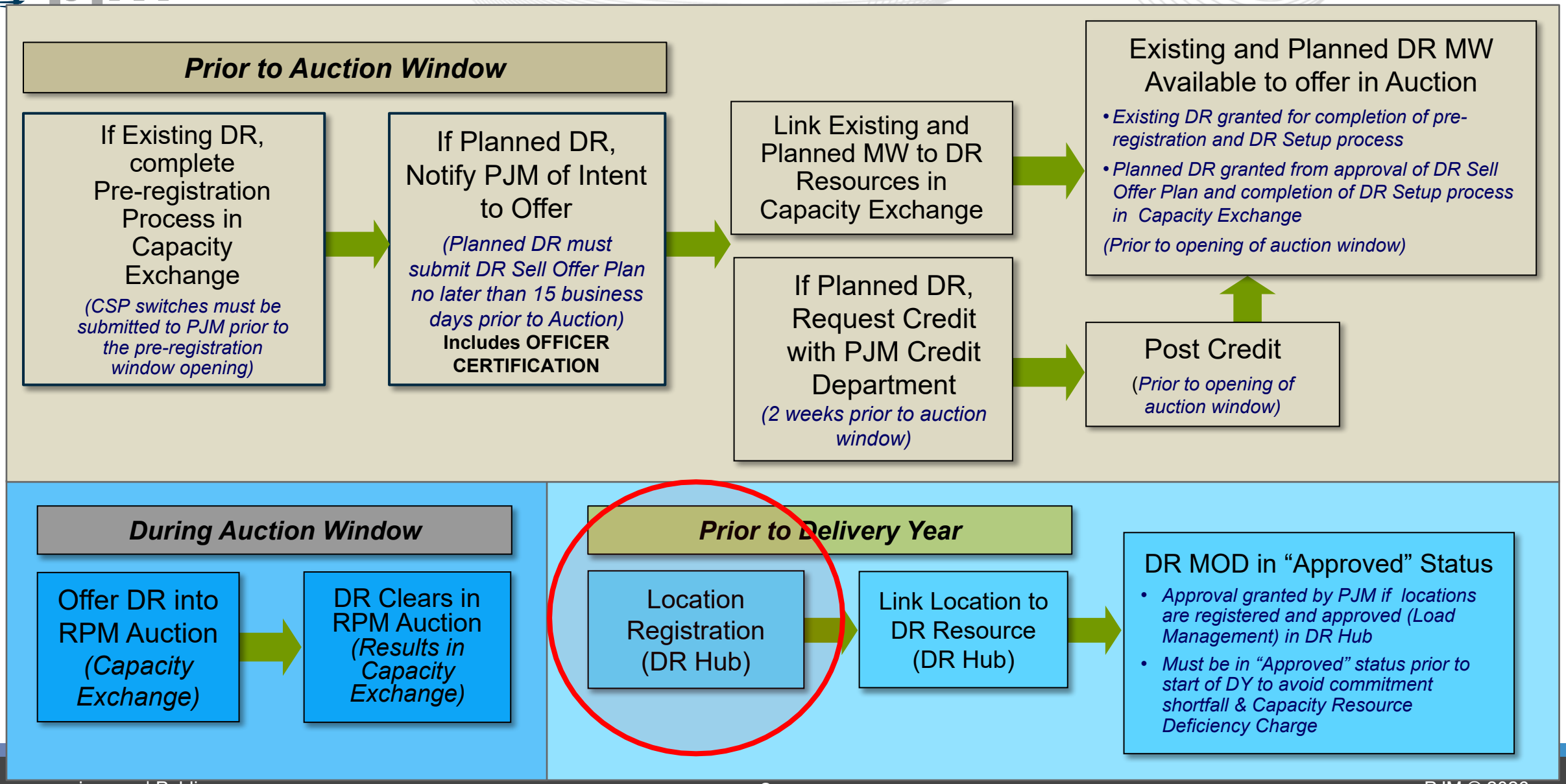

PJM © 2026

Registering a location



Winter Peak Load is calculated by DR Hub once meter data has been uploaded for the 5 winter CP days identified by PJM.

PJM © 2026

Winter Peak Load (WPL)

- PJM has automated the Winter Peak Load calculation for Capacity Performance registrations based on meter data uploaded by CSP
- Load value at the location on 5 Winter peak days
- Necessary for all CP registrations as part of Nominated ICAP calculation
- Optional for Economic DR at time of registration
  - Will be necessary if Economic DR participate in a Performance Assessment Interval (PAI) and seek Bonus payments

PJM © 2026

Winter Peak Load (WPL)

- Winter Peak Load = customer's average of hour ending 9am EPT on PJM's Winter 5 CP days from Delivery Year minus 2 (i.e. 2027/28 registrations use 2025/26 winter data)
- PJM publishes and posts winter 5 CP days
- Up to 2 days can be excluded for low usage to ensure WPL reflects typical Winter Peak Load
  - low usage day defined as less than 35% of 5 day WPL average
- A Winter Weather Adjustment Factor (zonal WWAF) is then applied to determine capacity nomination
  - Zonal Weather Normalized Winter Peak / Zonal Average of 5 CP Loads in Winter
- Exception process if DY-2 load data does not exist or if more than 2 days of low usage: Contact PJM.

PJM © 2026

Example

EDC Accou	0123456789					
Date	1/29/2026	1/30/2026	2/9/2026	1/28/2026	1/27/2026	Avg 5 hours
HE1	45	45	35	47	37	
HE2	47	47	33	45	35	
HE3	43	43	34	45	36	
HE4	45	45	35	43	37	
HE5	48	48	33	49	34	
HE6	75	75	34	95	35	
HE7	125	95	35	145	96	
HE8	129	100	33	149	95	
HE9	136	110	34	155	98	107
HE10	125	95	35	145	96	
HE11	129	100	33	149	94	
HE12	120	104	34	140	95	
HE13	125	95	35	145	96	
HE14	120	100	33	149	95	
HE15	120	104	34	140	96	
HE16	125	95	35	145	96	
HE17	129	100	33	140	94	
HE18	120	104	34	140	95	
HE19	125	95	35	145	96	
HE20	130	100	33	149	95	
HE21	120	104	34	140	96	
HE22	85	81	35	81	37	
HE23	50	49	33	49	34	
HE24	48	48	34	48	35	
HE9	136	110	Exclude 34	155	98	125

Average 5 values for HE 9

Exclude this day as reading is below 35% threshold

Average of remaining days is WPL = 125

PJM © 2026

Winter Peak Load Calculation in DR Hub

- PJM automated the Winter Peak Load calculation for Capacity Performance registrations based on meter data uploaded by CSP
- CSP uploads the meter data for the 5 Winter Peak Load days for DY-2
  - Template for hourly meter data upload is here: https://pjm.com/-/media/etools/dr-hub/economic-energy-example.ashx?la=en .
- When all meter data is available for a Load Management registration's location, WPL calculation field is automatically updated at any of the following times:
  - Meter data is uploaded from the Registration (CBL Test Section)
  - Calculate Winter Peak Load button is clicked at top of registration detail page
  - Meter data is uploaded from the Meter Data tab and "Calculate Winter Peak Load " is checked
  - A new job runs at 1 pm and 8 pm each day to evaluate if enough data is available to calculate WPL
- *Note – if location will only participate in Economic DR and they are dispatched during a Load Management event, then CSP may input WPL value in DR Hub directly on the location to be eligible for Bonus Payment*

PJM © 2026

Automated Winter Peak Load Calculation

- If meter data does not exist for DY-2, contact PJM.
- “DY” field on Location section of registration shows which meter data was used to calculate WPL (DY-2, DY-1, Manual)
- WPL Calculation Report shows meter data used and WPL calculation, visible to CSP and EDC
- Web Services endpoint to calculate the WPL
- WPL field on the Location is editable by CSP, but does not copy to registrations
  - Will be used for economic registrations if eligible for bonus payment

PJM © 2026

“DY” field

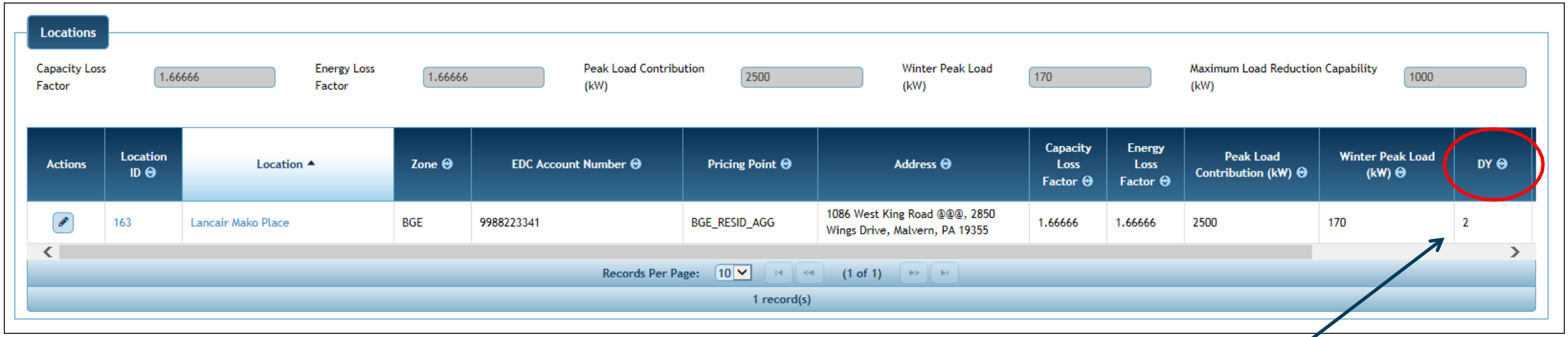

“2” = DY – 2 meter data used
“1” = DY – 1 meter data used
“M” = value was calculated outside of DY-2 or DY-1 data

WPL Calculation Report

Locations

Capacity Loss Factor	1	Energy Loss Factor	1	Peak Load Contribution (kW)	100	Winter Peak Load (kW)	600	Maximum Load Reduction Capability (kW)	800		

Location ID	Location	Zone	EDC Account Number	Pricing Point	Address	Capacity Loss Factor	Energy Loss Factor	Peak Load Contribution (kW)	Winter Peak Load (kW)	DY	Winter Peak Load Report
64371	JL 2598 test 820b	JCPL	77464563532	JCPL_RESID_AGG	22 street, my, DC 44444	1	1	100	600	M	

Records Per Page: 10 (1 of 1)

1 record(s)

Click icon to get Winter Peak Load Calculation report

PJM © 2026

WPL Calculation Report Example

Calculated Winter Peak Load for Location

Uses HE 9

Location ID	121570
Registration ID	3427706
Delivery Year of Registration	2027/2028
Winter Peak Dates Used	Delivery Year minus 2
Updated	10/27/2026 14:46:19
Winter Peak Load	95.363

Winter Peak Dates	Status	HE1	HE2	HE3	HE4	HE5	HE6	HE7	HE8	HE9	HE10	HE11	HE12	HE13	HE14	HE15	HE16	HE17	HE18	HE19	HE20	HE21	HE22	HE23	HE24	Avg Hour
01/27/2026	Excluded	16.0	16.0	16.0	16.0	16.0	16.0	16.0	16.0	22.0	16.0	16.0	16.0	16.0	16.0	16.0	16.0	16.0	16.0	16.0	16.0	16.0	16.0	16.0	16.0	22.0
01/28/2026	Excluded	25.0	25.0	25.0	25.0	25.0	25.0	25.0	25.0	20.26	25.0	25.0	25.0	25.0	25.0	25.0	25.0	25.0	25.0	25.0	25.0	25.0	25.0	25.0	25.0	20.26
01/29/2026	Included	215.0	215.0	215.0	215.0	215.0	215.0	215.0	215.0	195.36	215.0	215.0	215.0	215.0	215.0	215.0	215.0	215.0	215.0	215.0	215.0	215.0	215.0	215.0	215.0	195.36
01/30/2026	Included	50.0	50.0	50.0	50.0	50.0	50.0	50.0	50.0	65.23	50.0	50.0	50.0	50.0	50.0	50.0	50.0	50.0	50.0	50.0	50.0	50.0	50.0	50.0	50.0	65.23
02/09/2026	Included	33.0	33.0	33.0	33.0	33.0	33.0	33.0	33.0	25.5	33.0	33.0	33.0	33.0	33.0	33.0	33.0	33.0	33.0	33.0	33.0	33.0	33.0	33.0	33.0	25.5
Average																										65.670
Low Usage Threshold																										22.985

5 Dates used and Included/Excluded

Averages

PJM © 2026

Seasonal Aggregation

PJM © 2026

Calculation of CSP Nomination for CP Annual Commitment (Seasonal Aggregation)….

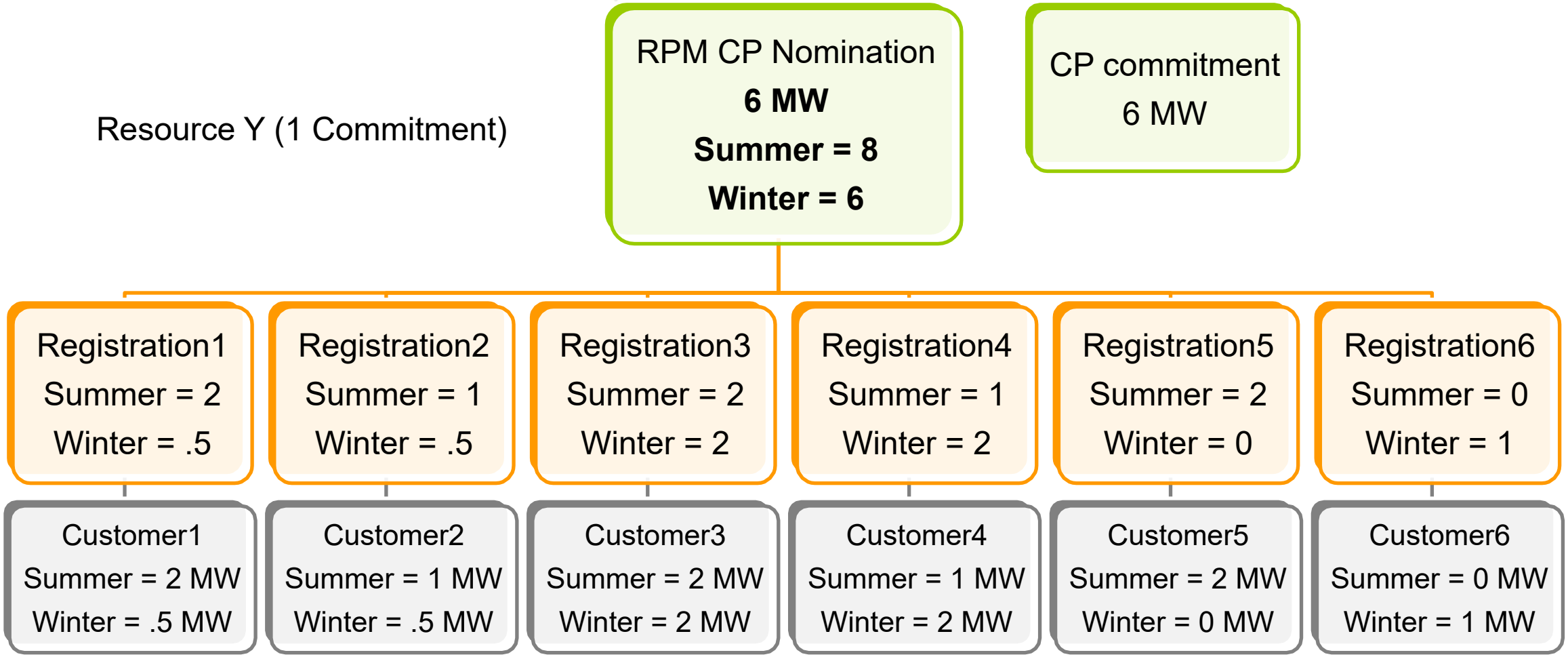

PJM © 2026

Calculation of CSP Nomination for CP Annual and Summer Period Commitment (Seasonal Aggregation)….

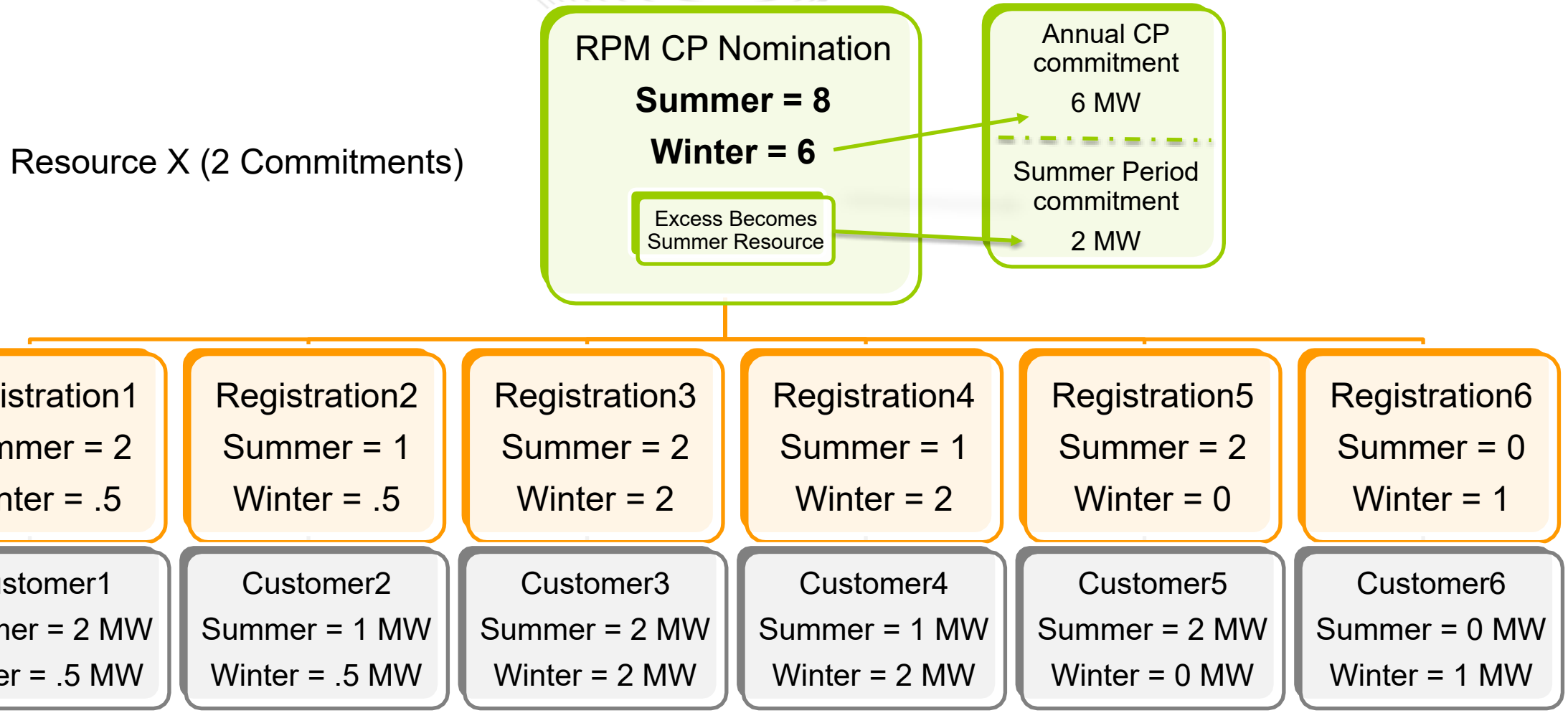

PJM © 2026

Contact

Chair:
Jason Shoemaker,
Jason.Shoemaker@pjm.com

Secretary:
Stefan Starkov,
Stefan.Starkov@pjm.com

Presenter:
Scott Baker,
Scott.Baker@pjm.com

PJM Manual 27 – Revision 104
Periodic Review



Member Hotline

(610) 666 – 8980

(866) 400 – 8980

custsvc@pjm.com

PJM © 2026

PROTECT THE POWER GRID

THINK BEFORE YOU CLICK!

pjm





BE ALERT TO MALICIOUS PHISHING EMAILS

Report suspicious email activity to PJM.

Call (610) 666-2244 or email it_ops_ctr_shift@pjm.com

PJM © 2026