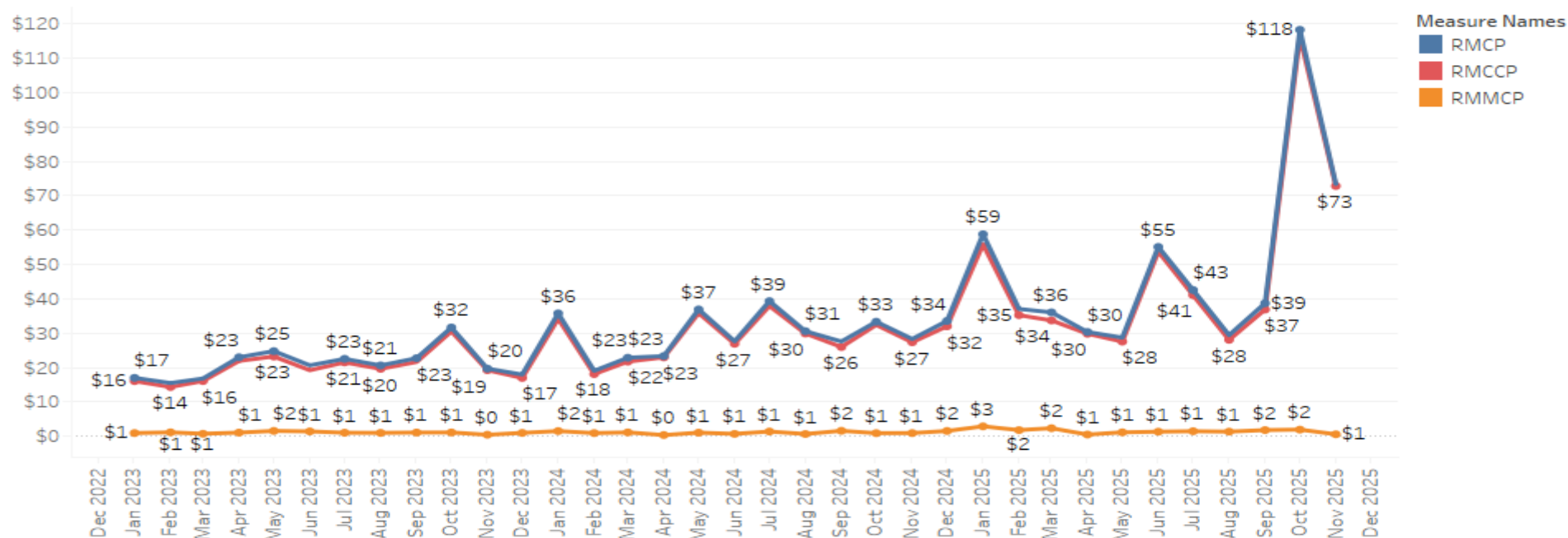


Regulation Performance Update

Ilyana Dropkin, Sr. Engineer
Performance Compliance
Operating Committee
December 4, 2025

Average Regulation Market Clearing Prices Per Month

Regulation Market Clearing Prices



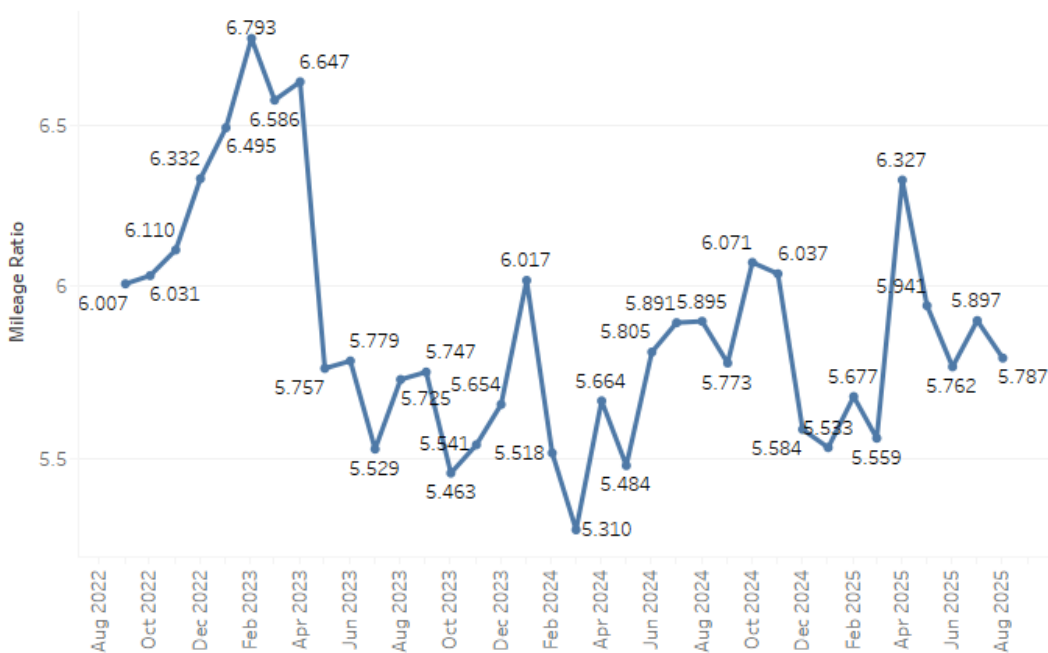
Key Takeaway:

Regulation Market Performance Clearing Price (RMPCP) got renamed to Regulation Market Mileage Clearing Price (RMMCP) on 10/1/2025.

*Data up to 11/17/2025

Average Regulation Mileage Per Month

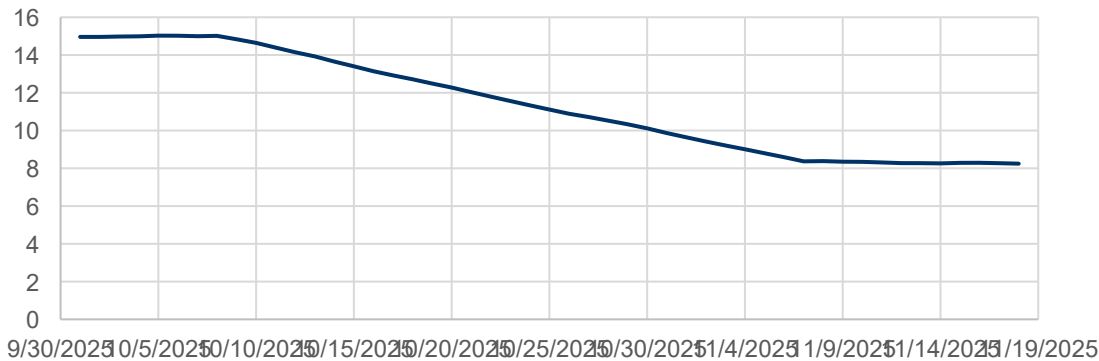
Average Mileage Ratio Per Month



Average Mileage Per Month



DAILYMILEAGE_A



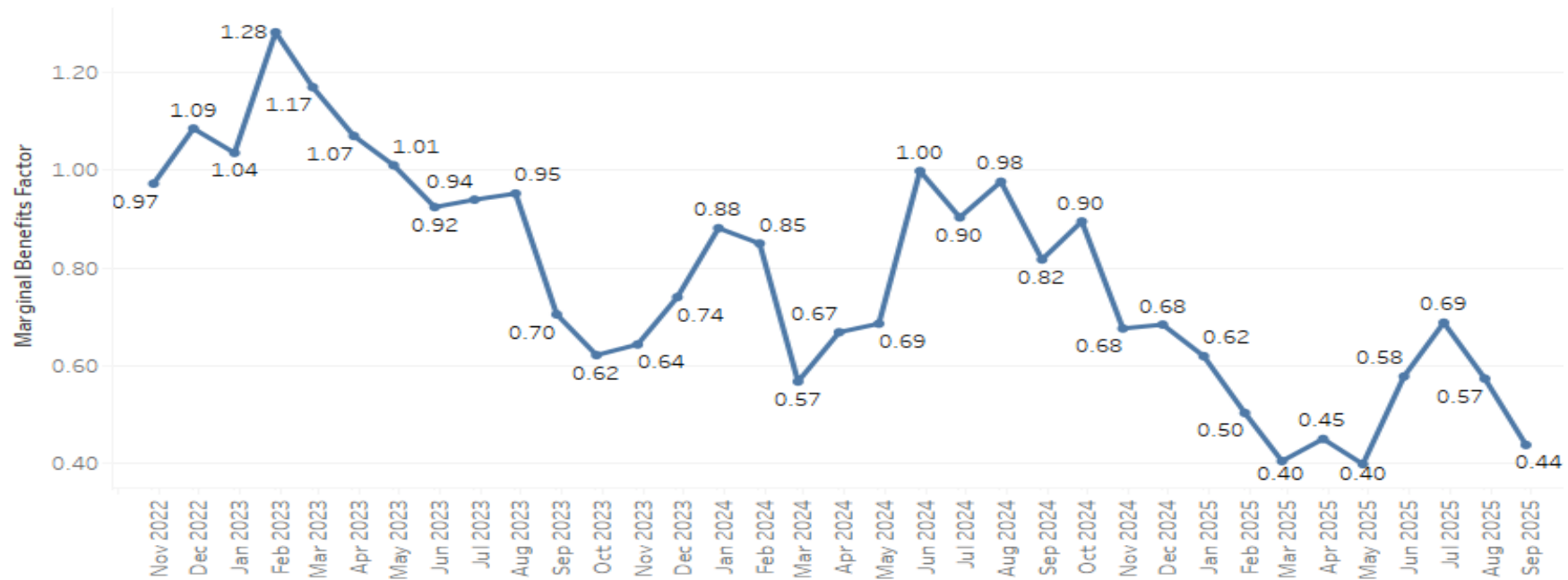
Key Takeaway:

Average Mileage Ratio went away on 10/1/2025. Average Regulation Mileage began on 10/1/2025.

*Data up to 11/17/2025

Average Marginal Benefits Factor Per Month

Monthly Average Marginal Benefits Factor



Key Takeaway:

Average Marginal Benefits Factor went away on 10/1/2025

*Data up to 9/30/2025

Season	Dates	Off-Ramp	On-Ramp	Effective MW Requirement
Winter	Dec 1 – Feb 29	HE1 – HE4, HE10 – HE16	HE5 – HE9, HE17 – HE24	Non-Ramp = 525MW Ramp = 800MW
Spring	Mar 1 – May 31	HE1 – HE5 HE9 – HE17	HE6 – HE8 HE18- HE24	Non-Ramp = 525MW Ramp = 800MW
Summer	Jun 1 - Aug 31	HE1 – HE5 HE15 – HE18	HE6 – HE14 HE19- HE24	Non-Ramp = 525MW Ramp = 800MW
Fall	Sep 1– Nov 30	HE1 – HE5 HE9 – HE17	HE6 – HE8 HE18- HE24	Non-Ramp = 525MW Ramp = 800MW

Regulation Requirement Effective Megawatts

Season	Dates	Hours Ending	Requirement MW
Winter	Nov. 1–Feb. 28	HE 5–10, HE 17–24	750
		HE 1, HE 11	650
		HE 2–4, HE 12–16	550
Spring	March 1–April 30	HE 19–1, HE 6–9	750
		HE 2, HE 10	650
		HE 3–5, HE 11–18	550
Summer	May 1–Sept. 15	HE 5–1	750
		HE 2	650
		HE 3–4	550
Fall	Sept. 16–Oct. 31	HE 6–9, HE 18–24	750
		HE 1, HE 10	650
		HE 2–5, HE 11–17	550

How long the signal is automatically pegged

- RegD

	Aug	Sep	Oct	Nov	Dec	Jan	Feb	Mar	Apr	May	Jun	Jul	Aug	Sep
20-30 min. duration	2	0	1	1	2	3	3	2	4	4	4	1	3	1
>30 min. duration	1	0	0	1	0	2	0	0	0	1	0	0	0	0

- RegA

New Reg

	Aug	Sep	Oct	Nov	Dec	Jan	Feb	Mar	Apr	May	Jun	Jul	Aug	Sep	Oct	Nov
20-30 min. duration	54	74	62	61	64	88	75	92	124	99	87	112	87	77	0	4
>30 min. duration	28	21	33	29	30	46	44	50	75	55	47	39	66	43	0	0

*Data up to 11/17/2025

MW	Hydro	CT	DSR	Steam
Regulation A				
Avg. Performance Score (11/2024)	91%	88%	88%	81%
Avg. Performance Score (2/2025)	91%	88%	88%	82%
Avg. Performance Score (5/2025)	92%	88%	88%	82%
Avg. Performance Score (8/2025)	92%	88%	86%	83%
Avg. Performance Score (9/2025)	91%	88%	83%	82%
Regulation A Qualified MW (9/2025)	967	2367.9	28.1	5415.5

*Data up to 9/30/2025

MW	Hydro	CT	Energy Storage	DSR
Regulation D				
Avg. Performance Score (11/2024)	78%	81%	90%	89%
Avg. Performance Score (2/2025)	78%	81%	90%	90%
Avg. Performance Score (5/2025)	78%	81%	90%	89%
Avg. Performance Score (8/2025)	78%	80%	91%	89%
Avg. Performance Score (9/2025)	78%	80%	93%	89%
Regulation D Qualified MW (9/2025)	334.0	132.4	246.8	53.1

*Data up to 9/30/2025

MW	Hydro	CT	DSR	Steam	Energy Storage
New Regulation					
Avg. Performance Score (10/2025)	91%	87%	91%	80%	94%
Avg. Performance Score (11/2025)	89%	88%	91%	79%	93%
Regulation Qualified MW	967	2457	51	5536	232

*Data up to 11/17/2025

Regulation OC Update

SME/Presenter:

*Ilyana Dropkin,
Ilyana.Dropkin@pjm.com*

*Performance Compliance Department,
PerfCompDept@pjm.com*

A green speech bubble containing a large black question mark, pointing towards the contact information on the right.

?

A blue speech bubble with three horizontal white lines, pointing towards the contact information on the right.

Member Hotline

(610) 666 – 8980


(866) 400 – 8980

custsvc@pjm.com

**PROTECT THE
POWER GRID**
**THINK BEFORE
YOU CLICK!**



**BE ALERT TO
MALICIOUS PHISHING
EMAILS**



Report suspicious email activity to PJM.
Call (610) 666-2244 or email it_ops_ctr_shift@pjm.com