



Manual 01: Control Center and Data Exchange Requirements, Revision 51

Ryan Nice, Sr. Manager EMS Support

Operating Committee

January 8th, 2026

Updates for Control Center and Data Exchange Requirement Clarity

- PJM Manual 01: Control Center and Data Exchange Requirements requires a grouping of changes in Revision 51
 - The necessary revisions are resulting from different drivers, but the overall theme is keeping the guidance and requirements consistent with current best practices and operational conditions
 - The revisions seek to add clarity, remove redundancy, and address potential causes for uncertainty
- PJM seeks to address these revisions utilizing the Quick Fix process

- 3.2.1.1 PJMnet Communications Systems
 - Language added to the description of PJMnet Communications System.
 - Normalize to latest CIP-012-2 requirement updates.
- 3.2.3 EMS Data Exchange
 - Removed redundant and possibly confusing "repeatability of data" metering accuracy requirement.
 - Topic already handled thoroughly and correctly in Section 5

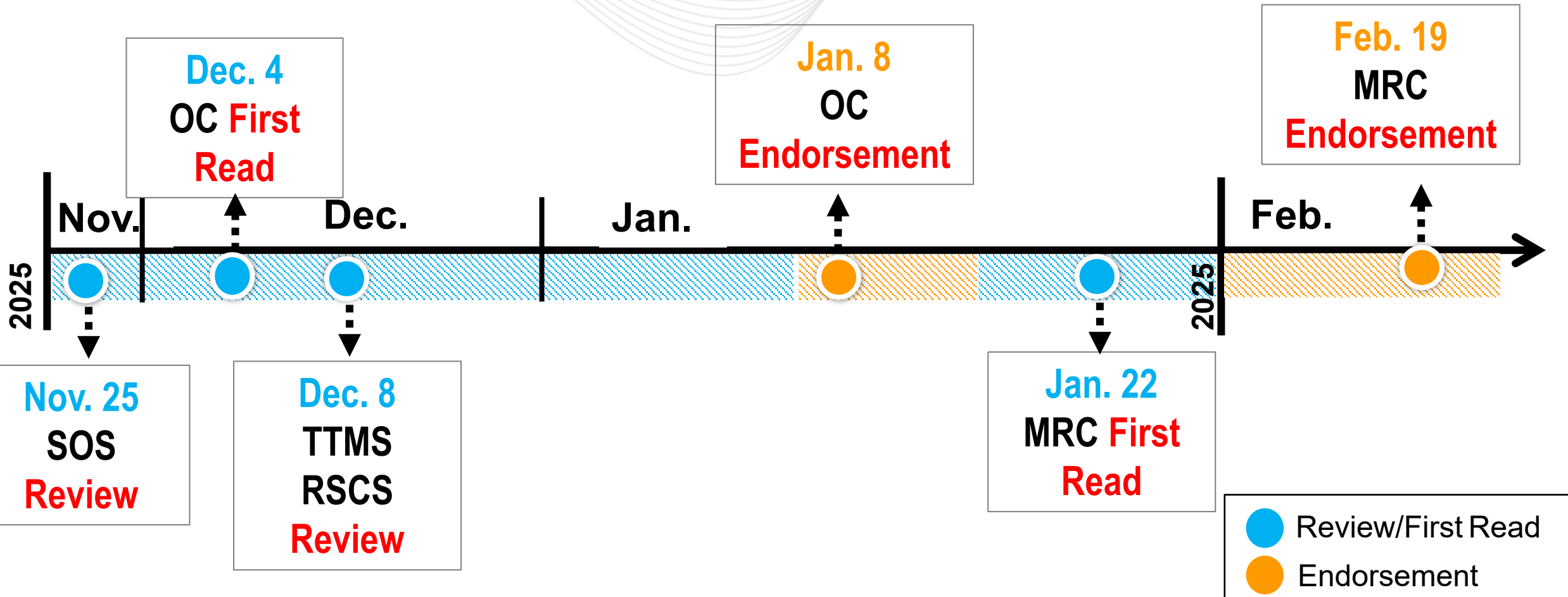
Manual 01: Control Center and Data Exchange
Requirements, Revision 51

- 3.2.3 EMS Data Exchange
 - Language added to clarify that PJM cannot receive and forward data with no operational or other value to PJM.
- 3.2.3 EMS Data Exchange
 - Clarified that members with DNP links must also, like with ICCP links, provide data maps and definitions.

Manual 01: Control Center and Data Exchange
Requirements, Revision 51

- 5.3.4 Maintenance (Billing Meter)
 - Removed requirement that meter test results should be submitted to PJM.
- Attachment F
 - Updated contact information for PJM NERC Compliance.

Manual 01: Control Center and Data Exchange
Requirements, Revision 51



1	2	3
<ul style="list-style-type: none"> Proposed revisions seek to add clarity, remove redundancy, and address potential causes for uncertainty. 	<ul style="list-style-type: none"> Revisions captured in the Executive Summary and corresponding Manual 01 redlines. 	<ul style="list-style-type: none"> Stakeholders should review revisions in preparation for the January 2026 OC & February 2026 MRC votes

Chair:

Emanuel Bernabeu,
Emanuel.Bernabeu@pjm.com

Secretary:

David Mroz, David.Mroz@pjm.com

SME/Presenter:

Ryan Nice, Ryan.Nice@pjm.com

Manual 01: Revision 51



Member Hotline

(610) 666 – 8980


(866) 400 – 8980

custsvc@pjm.com

**PROTECT THE
POWER GRID**
**THINK BEFORE
YOU CLICK!**



**BE ALERT TO
MALICIOUS PHISHING
EMAILS**



Report suspicious email activity to PJM.
Call (610) 666-2244 or email it_ops_ctr_shift@pjm.com

PJM Wired > Info & Document Library > Helpful Tips

- [Colorblindness Presentation Best Practices](#)
- [Helpful Tips from Creative Services Handout](#) (PDF)
- [Best Practices for Camera, Lighting and Audio Setup On Webex](#) (DOC)
- [How to Use a Blurred Background in Webex Meetings](#) (DOC)

Resources for Presentations & Documents

[Best Practices for Camera, Lighting and Audio Setup On Webex](#) (DOC)
[Best Practices for Taking Photos](#) (PDF)
[Designing Charts for Color Blindness](#) (PDF)
[External Readiness Guide](#)
[Fact Sheets](#)
[How to Use a Blurred Background in Webex Meetings](#) (DOC)
[PJM Blue Background for Teams and Webex](#)
[Presentation Slides](#)
[Templates](#)
[Helpful Tips from Creative Services Handout](#) (PDF)

PJM Wired > Info & Document Library > Business Templates

PJM PowerPoint

[How to Guide: Creating a New PowerPoint Presentation](#) (DOC)
[How to Guide: Fixing Template Errors in PPT](#) (DOC)
[How to Update the Audience Name](#) (Video)
[Landscape 4:3](#) (PPT)



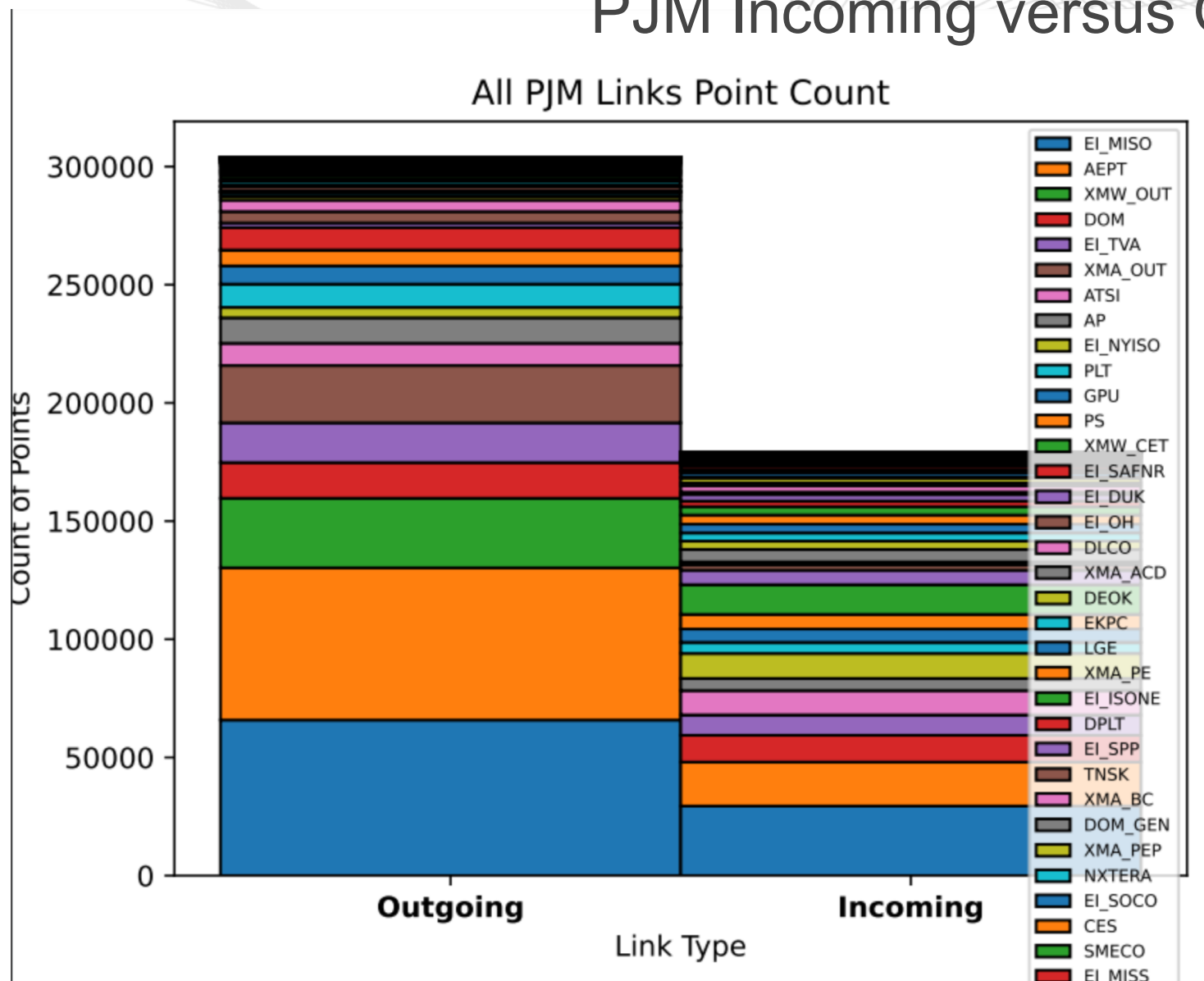
- [How to Guide: Creating a New PowerPoint Presentation](#) (DOC)
- [How to Guide: Fixing Template Errors in PPT](#) (DOC)
- [How to Update the Audience Name](#) (Video)

PJM Wired > Info & Document Library > Presentation Slides

Editable Timeline Art	Collection of timeline art ideal for displaying key milestones, achievements and high-level project details
Clip Art	Collection of images and icons to enhance and add visual interest to your slides
Historic PJM Maps(Integrations)	Presents map that step through PJM's integrations
PJM General Information	Includes current statistics and timelines

- [Editable Timeline Art](#)
- [Clip Art](#)
- [PJM General Information](#)

PJM Incoming versus Outgoing Data



The Interconnected Entity that, pursuant to Section 8.1 of this Appendix 2, owns the Metering Equipment shall operate, maintain, inspect and test all Metering Equipment upon installation and at least once every two years thereafter. Upon reasonable request by the other Interconnected Entity, the owner of the Metering Equipment shall inspect or test the Metering Equipment more frequently than every two years, but in no event more frequently than three times in any 24-month period. The owner of the Metering Equipment shall give reasonable notice to the Interconnection Parties of the time when any inspection or test of the owner’s Metering Equipment shall take place, and the other parties may have representatives present at the test or inspection. If Metering Equipment is found to be inaccurate or defective, it shall be adjusted, repaired or replaced in order to provide accurate metering. Where the Interconnected Transmission Owner owns the Metering Equipment, the expense of such adjustment, repair or replacement shall be borne by the Interconnection Customer, except that the Interconnection Customer shall not be responsible for such expenses where the inaccuracy or defect is caused by the Interconnected Transmission Owner. If Metering Equipment fails to register, or if the measurement made by Metering Equipment during a test varies by more than one percent from the measurement made by the standard meter used in the test, the owner of the Metering Equipment shall inform Transmission Provider, and the Transmission Provider shall inform the other Interconnected Entity, of the need to correct all measurements made by the inaccurate meter for the period during which the inaccurate measurements were made, if the period can be determined. If the period of inaccurate measurement cannot be determined, the correction shall be for the period immediately preceding the test of the Metering Equipment that is equal to one-half of the time from the date of the last previous test of the Metering Equipment, provided that the period subject to correction shall not exceed nine (9) months. *(Often in Section 8.3 in an ISA)*