# System Operations Report

Timothy Smoker, Lead Engineer – Operations Uncertainty & Risk

David Kimmel, Sr. Engineer II – Performance Compliance

Operating Committee

November 5th, 2026

*Disclaimer: While materials are current at the time of publishing, applicable requirements may change. PJM Governing Documents control.*



PJM©2026

# Average Load Forecast Error

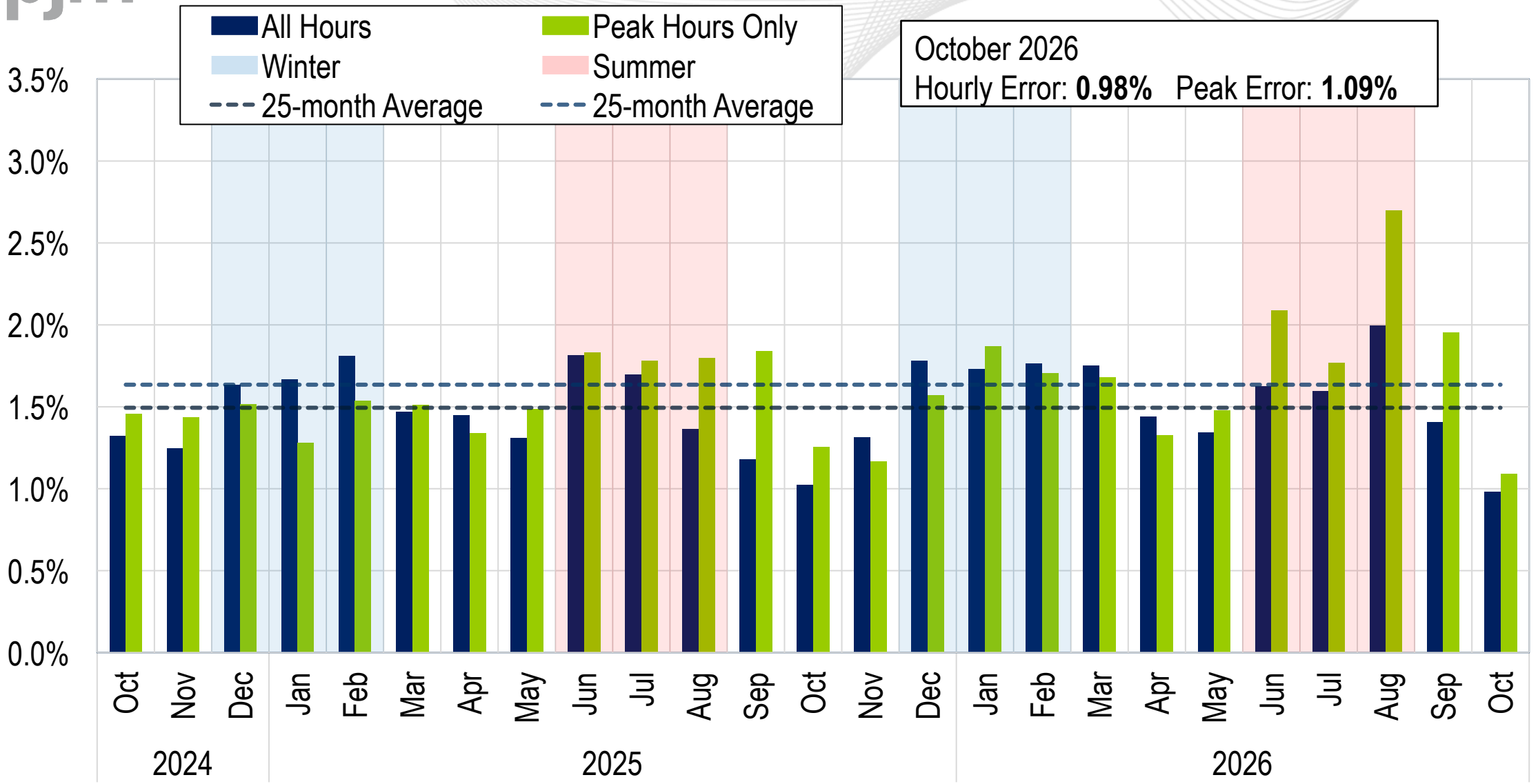



PJM©2026

# Daily Peak Forecast Error (October)

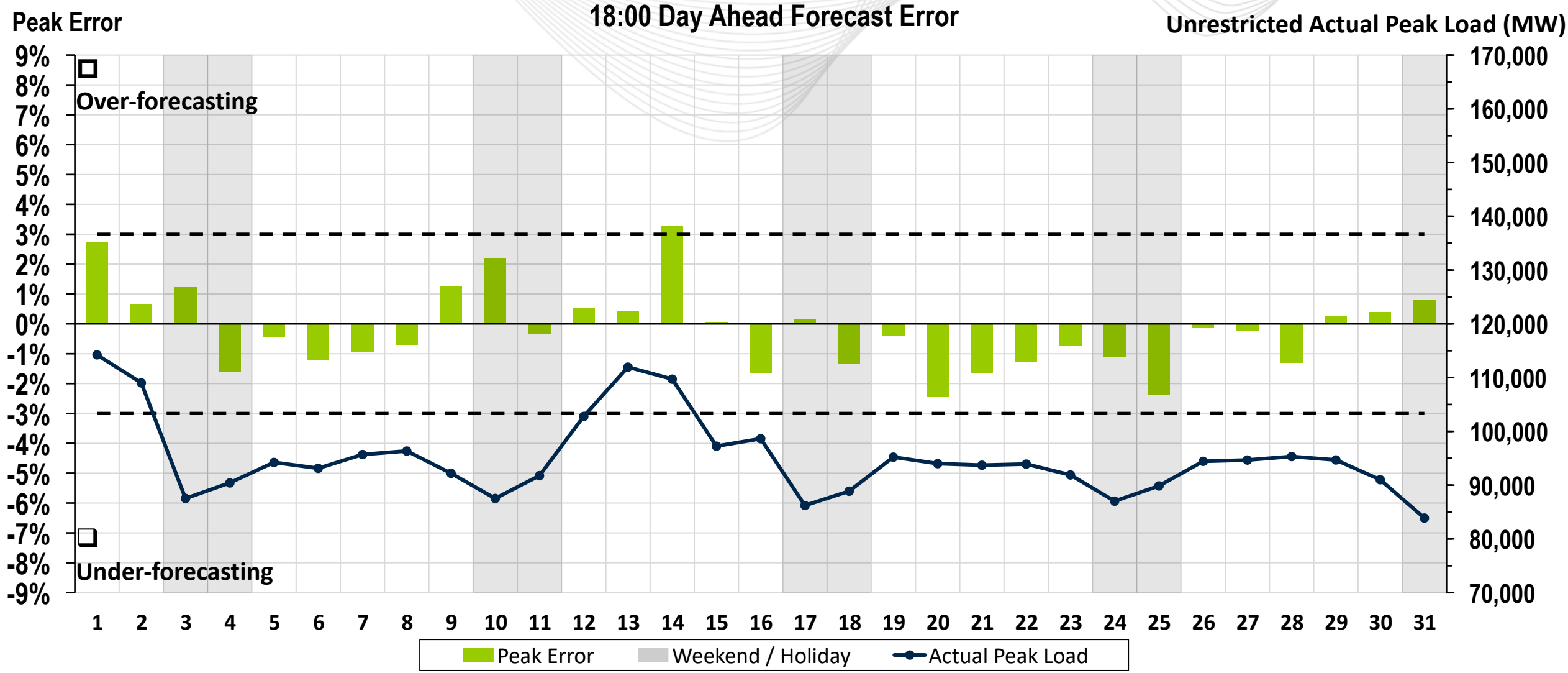



PJM©2026

# Days Exceeding 3% Forecast Error at Peak Hour

**Over-forecasting**

**Oct. 14**

Rainier and cooler than forecast in the East during the afternoon, leading to decreased load

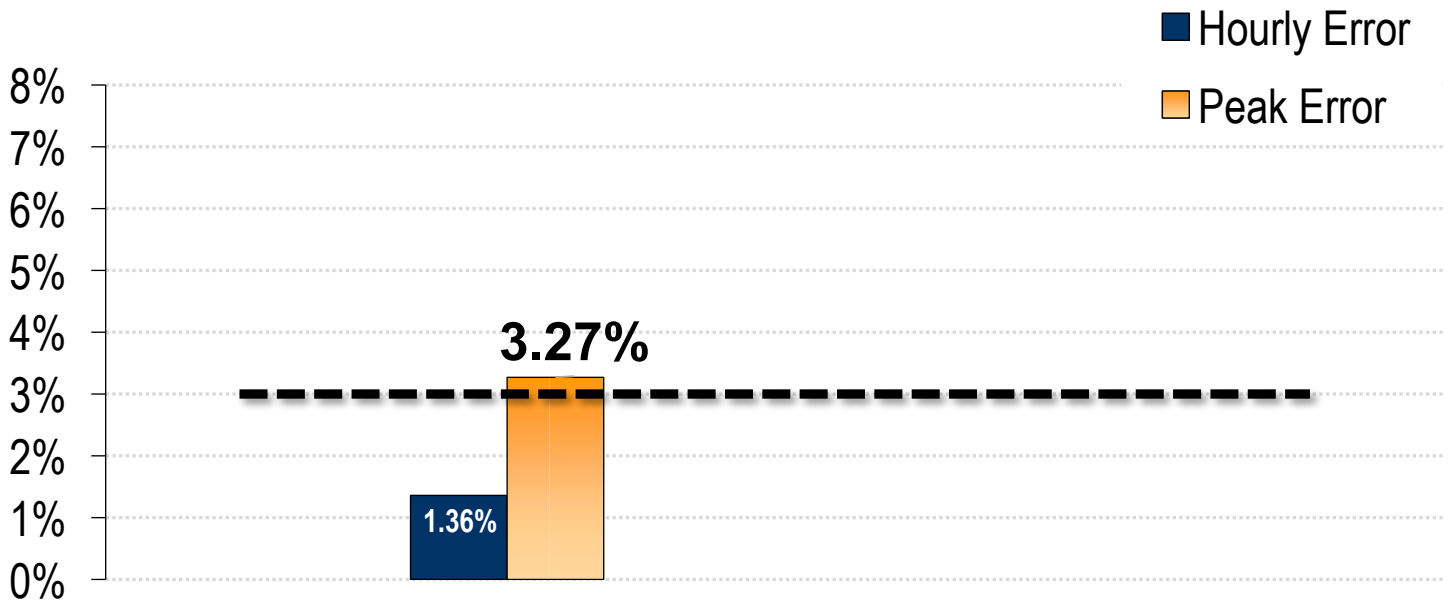



PJM©2026

# Load Forecast Reporting Enhancements

## Recent enhancements and planned improvements in response to stakeholder requests

- Net Load Visualization – **In Progress**
  - Plan to publish net load forecasts and actuals:

    Data Miner
    **Q4 2026**

    ↓

    Data Viewer and PJM Now
    **Q1 2027**

  - Net load component data (load, wind, and solar) is already publicly available.
  - *Understanding Net Load* paper (2025) published to support stakeholder understanding.
- Addition of Load to Daily Peak Forecast Error Slide – **Implemented**
  - Added to OC presentation as of November.
- Forecast error metrics beyond the daily peak hour – **Under Evaluation**
  - Evaluating options, including proposals from stakeholders.
  - Will share update at December OC.
  - Underlying data is already available through Data Miner and Data Viewer.


PJM©2026

# Monthly BAAL Performance Score

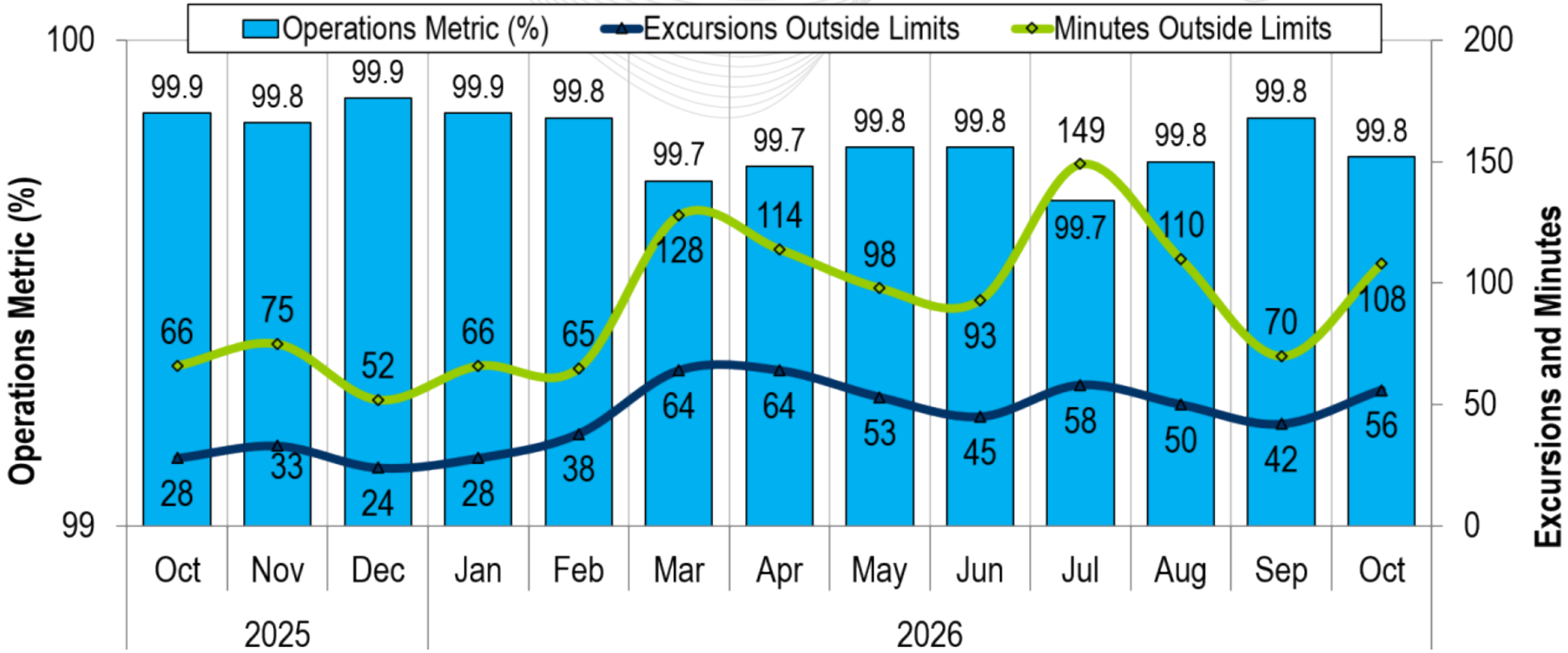


PJM's BAAL performance has exceeded the goal of 99% for each month in 2025 and 2026.


PJM©2026

# Operational Summary

- The following Emergency Procedures occurred:
  - 2 Shared Reserve Events
  - 4 Pre-Emergency Load Management Reduction Actions
  - 2 Maximum Generation/Load Management Alerts
  - 2 NERC EEA Level 1s
  - 1 Geomagnetic Disturbance Warning
  - 15 Post Contingency Local Load Relief Warnings


PJM©2026

# Shortage Case Approvals

- 13 Shortage Cases Approved
- The approved Shortage Cases occurred on:
  - 10/07/2026:
    - 6 shortage cases approved for the 21:50, 21:55, and 21:59 intervals
    - Factors: Ramp Limited Conditions
  - 10/27/2026:
    - 7 shortage case approved for the 22:05, 22:10, and 22:15 intervals
    - Factors: Constraints Binding Generation


PJM©2026

# RTO Generation Outage Rate - Monthly

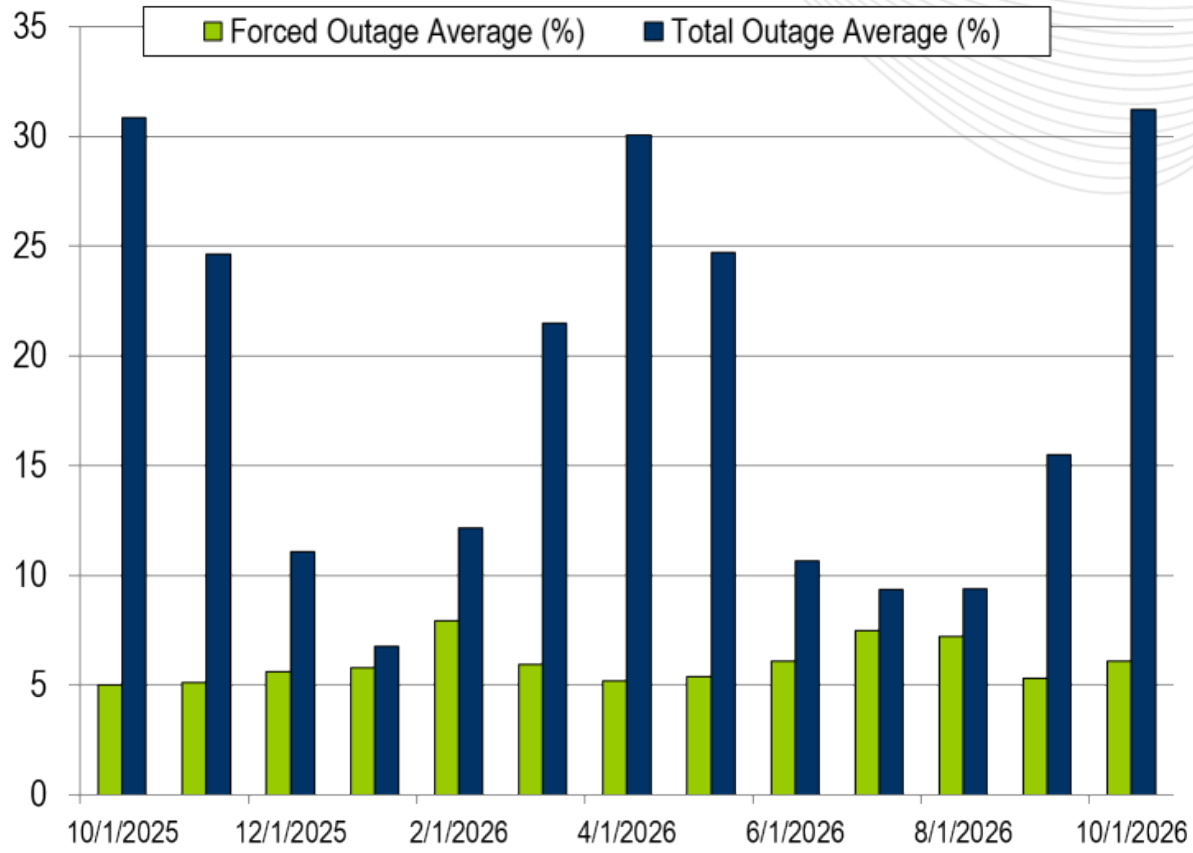


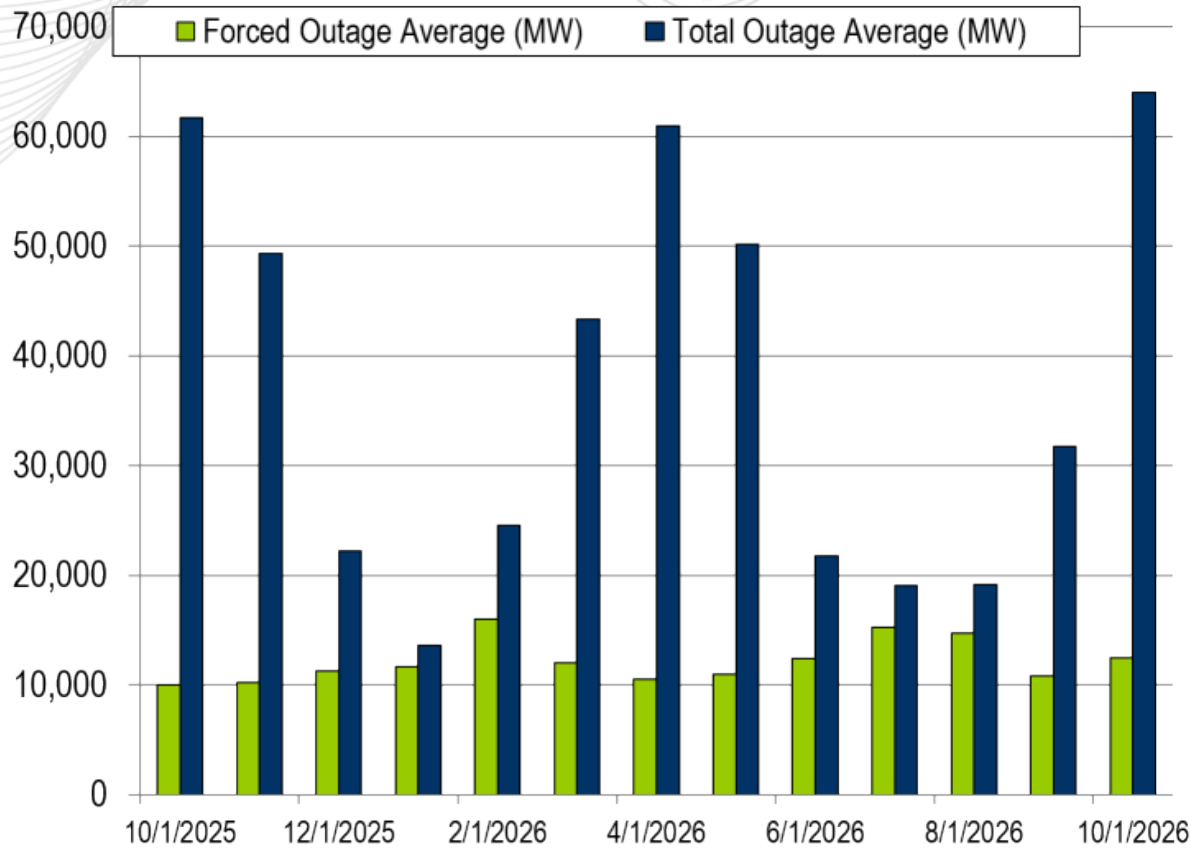


The 13-month average forced outage rate is 6.00% or 12,148 MW.
The 13-month average total outage rate is 18.30% or 37,055 MW.


PJM©2026

# 2025-2026 Planned Emergency, Unplanned, and Total Outages by Ticket (Transmission Only)

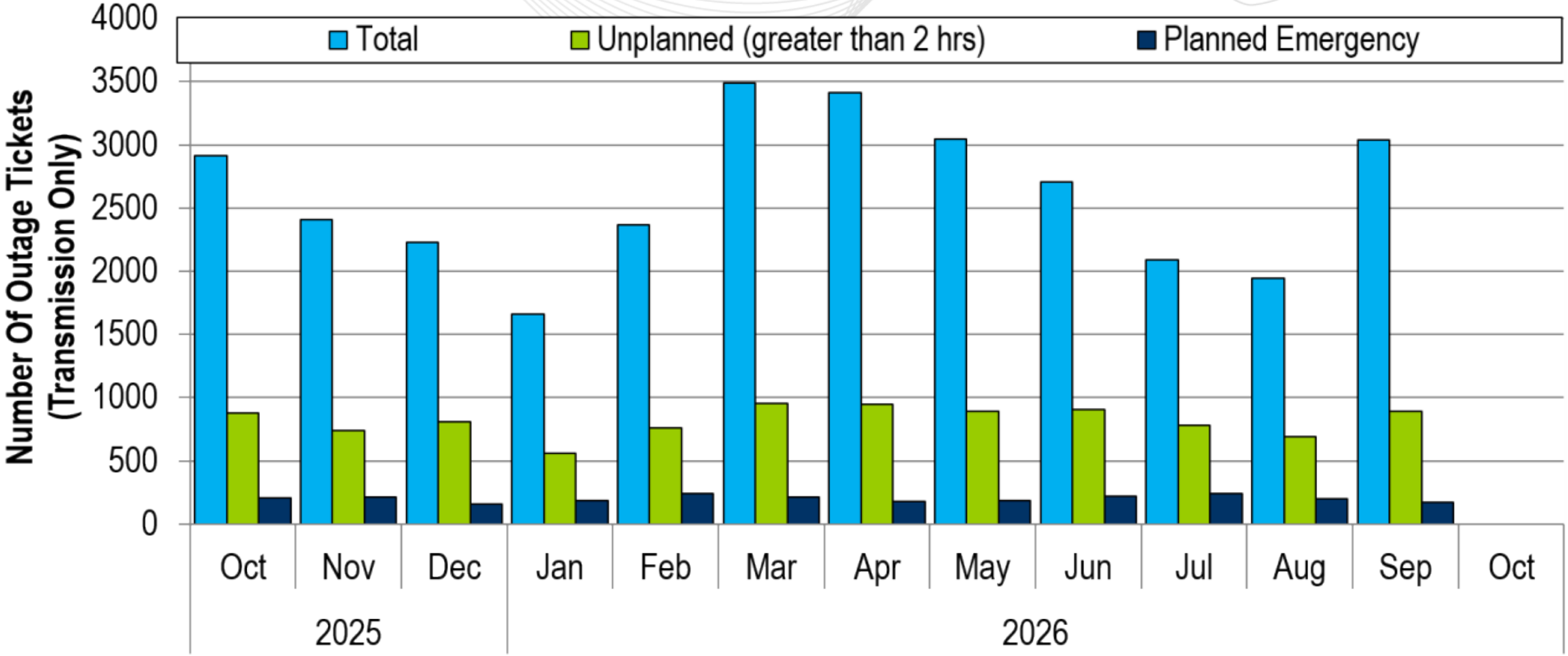


Note: “Unplanned Outages" include tripped facilities. One tripping event may involve multiple facilities.


PJM©2026

# PCLLRW Count Vs. Peak Load – Daily Values For 3 Months

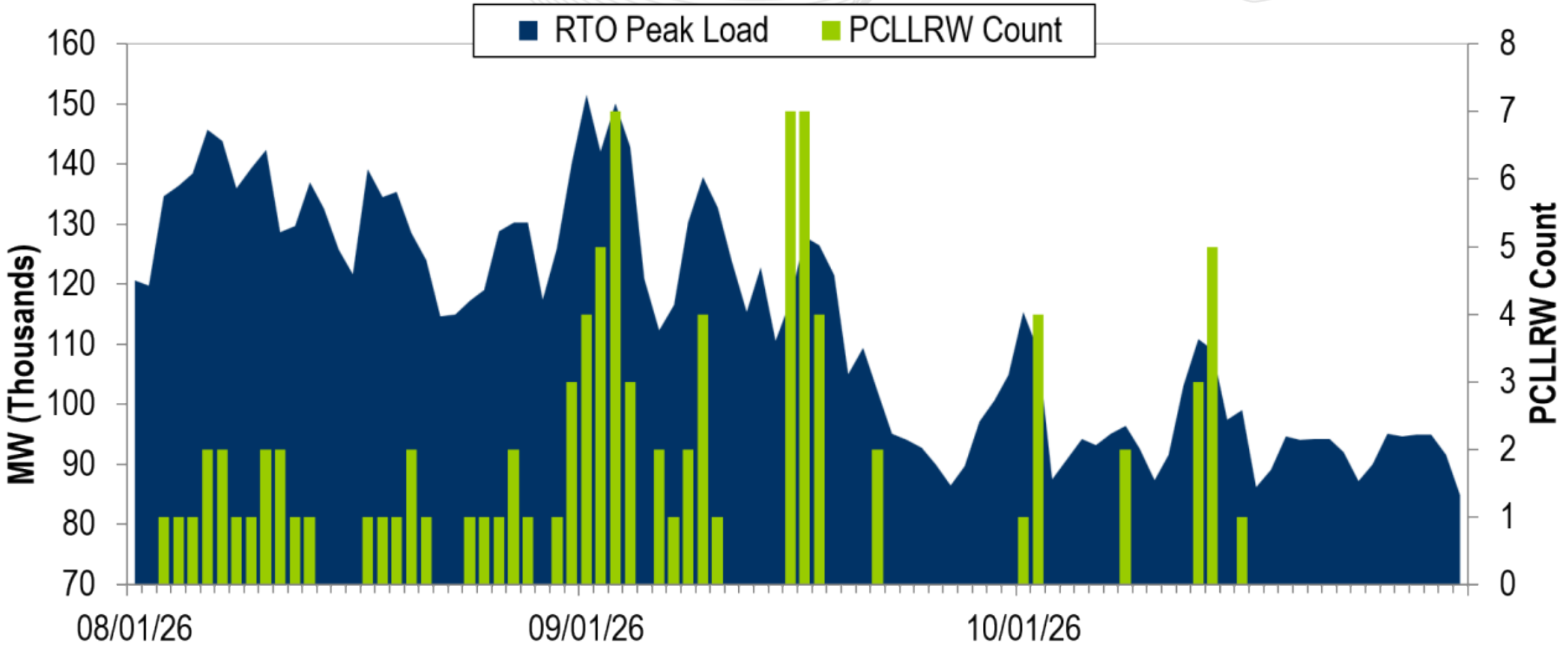



PJM©2026

# Spin Response

There were no Spin Reserve Events in October 2026


PJM©2026

# Synchronized Reserve Historical Changes

- Reserve Price Formation (RPF)
    - Implemented on October 1, 2022
    - Consolidated Synchronized Reserve Tier 1 and Tier 2
- Increase of Synchronized Reserve Requirement to 130%
    - Implemented on May 2023
    - In response to Synchronized Reserve performance following RPF and Winter Storm Elliott
- Reserve Deployment Changes
    - Implemented on December 17, 2024
    - Automatically added the Synchronized Reserve assignment to the unit's basepoint
    - PJM dispatch can deploy less than 100%
- Procedure/rules created for changing the Synchronized Reserve Requirement
    - Implemented on April 1, 2025
    - Retroactive starting on January 1, 2025


PJM©2026

# All Events: Running Average Synchronized Reserve Response To Estimated Expected Response

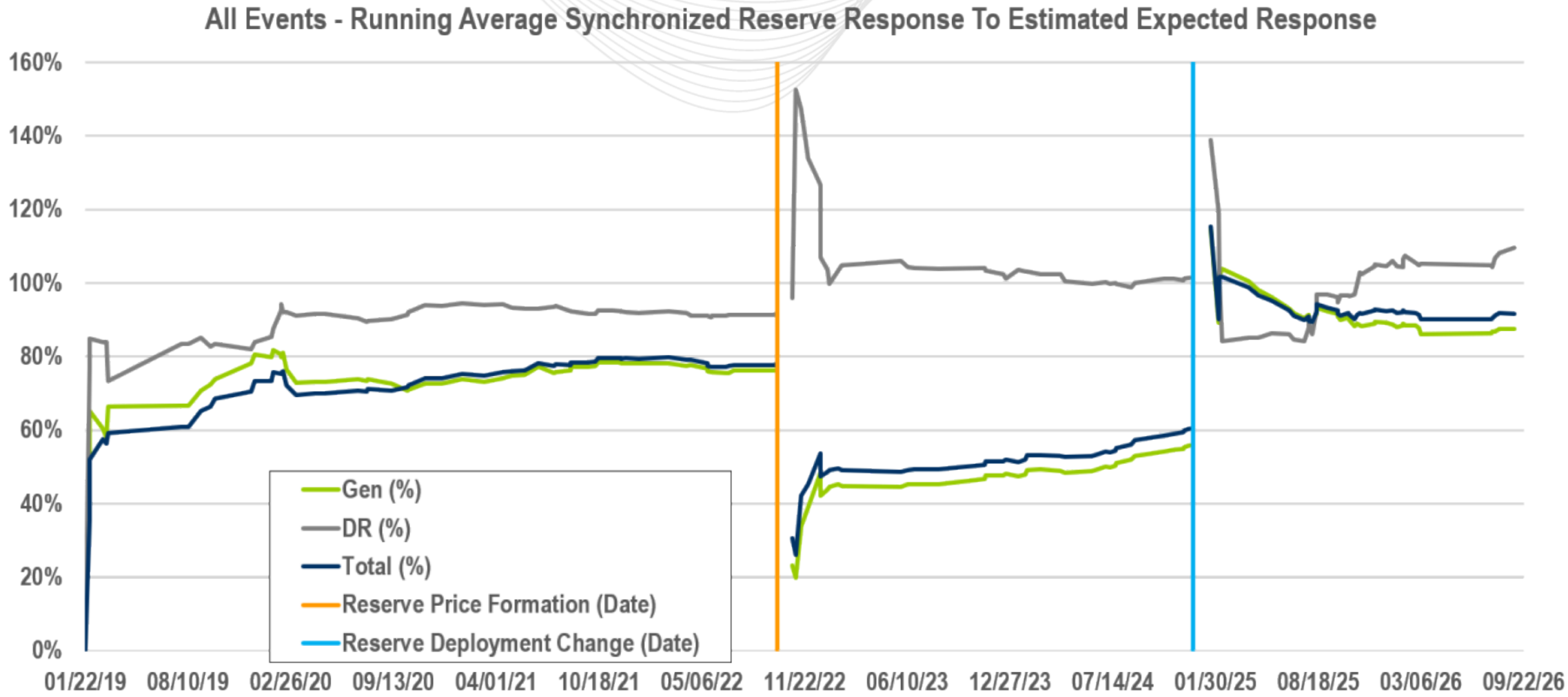



PJM©2026

# 10+ Minute Events: Running Average Synchronized Reserve Response To Assignment

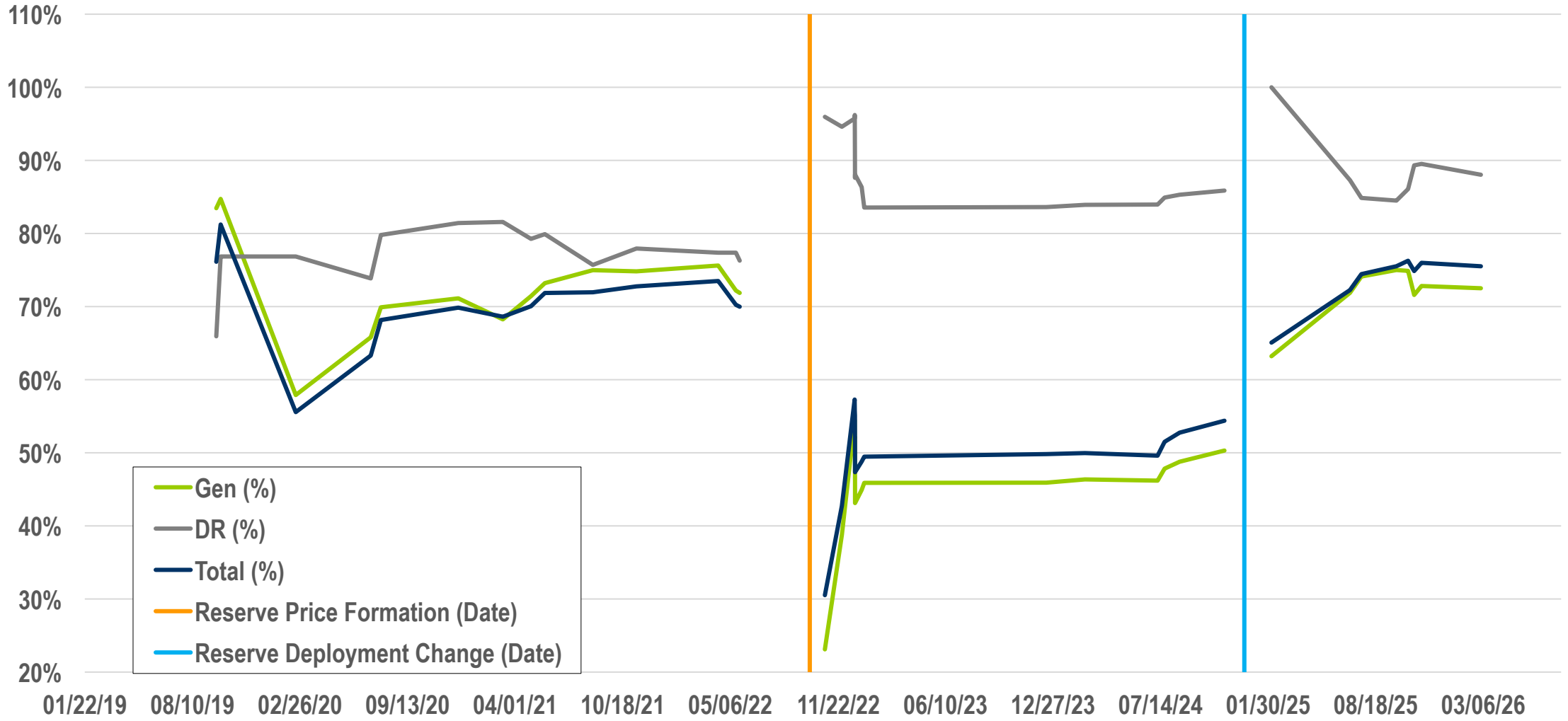



PJM©2026

# Contact

Load Forecast Report

Presenter/SME:
Timothy Smoker,
Timothy.Smoker@pjm.com

System Operations Report

Presenter:
David Kimmel,
David.Kimmel@pjm.com

SME:
Ross Kelly,
Ross.Kelly@pjm.com



Member Hotline

(610) 666 – 8980

(866) 400 – 8980

custsvc@pjm.com


PJM©2026

# Appendix


PJM©2026

# Balancing Authority ACE Limit - Performance Measure

**Goal Measurement: Balancing Authority ACE Limit (BAAL)**

- The purpose of the new BAAL standard is to maintain interconnection frequency within a predefined frequency profile under all conditions (normal and abnormal), to prevent frequency-related instability, unplanned tripping of load or generation, or uncontrolled separation or cascading outages that adversely impact the reliability of the interconnection. NERC requires each balancing authority demonstrate real-time monitoring of ACE and interconnection frequency against associated limits and shall balance its resources and demands in real time so that its Reporting ACE does not exceed the BAAL ($BAAL_{LOW}$ or $BAAL_{HIGH}$) for a continuous time period greater than 30 minutes for each event.

- PJM directly measures the total number of BAAL excursions in minutes compared to the total number of minutes within a month. PJM has set a target value for this performance goal at 99% on a daily and monthly basis. In addition, current NERC rules limit the recovery period to no more than 30 minutes for a single event.


PJM©2026

# RTO Generation Outage Rate - Daily

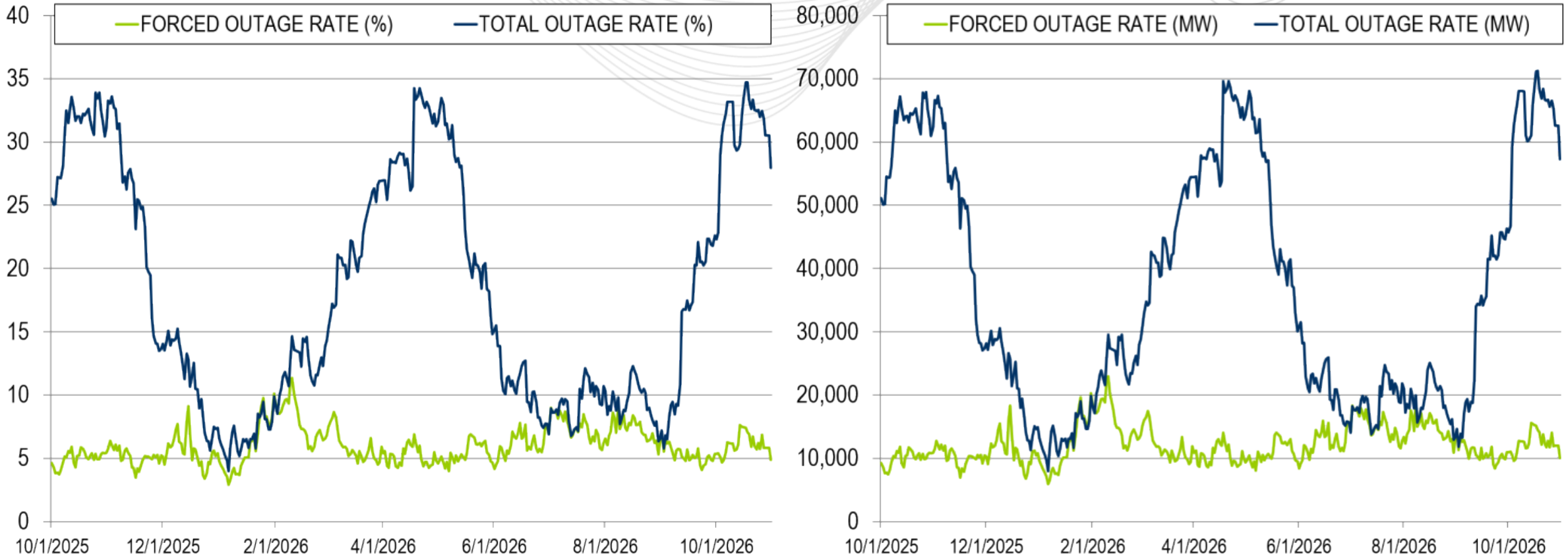


The 13-month average forced outage rate is 6.00% or 12,148 MW.
The 13-month average total outage rate is 18.30% or 37,055 MW.


PJM©2026

# PCLLRW Count Vs. Peak Load – Daily Values For 13 Months

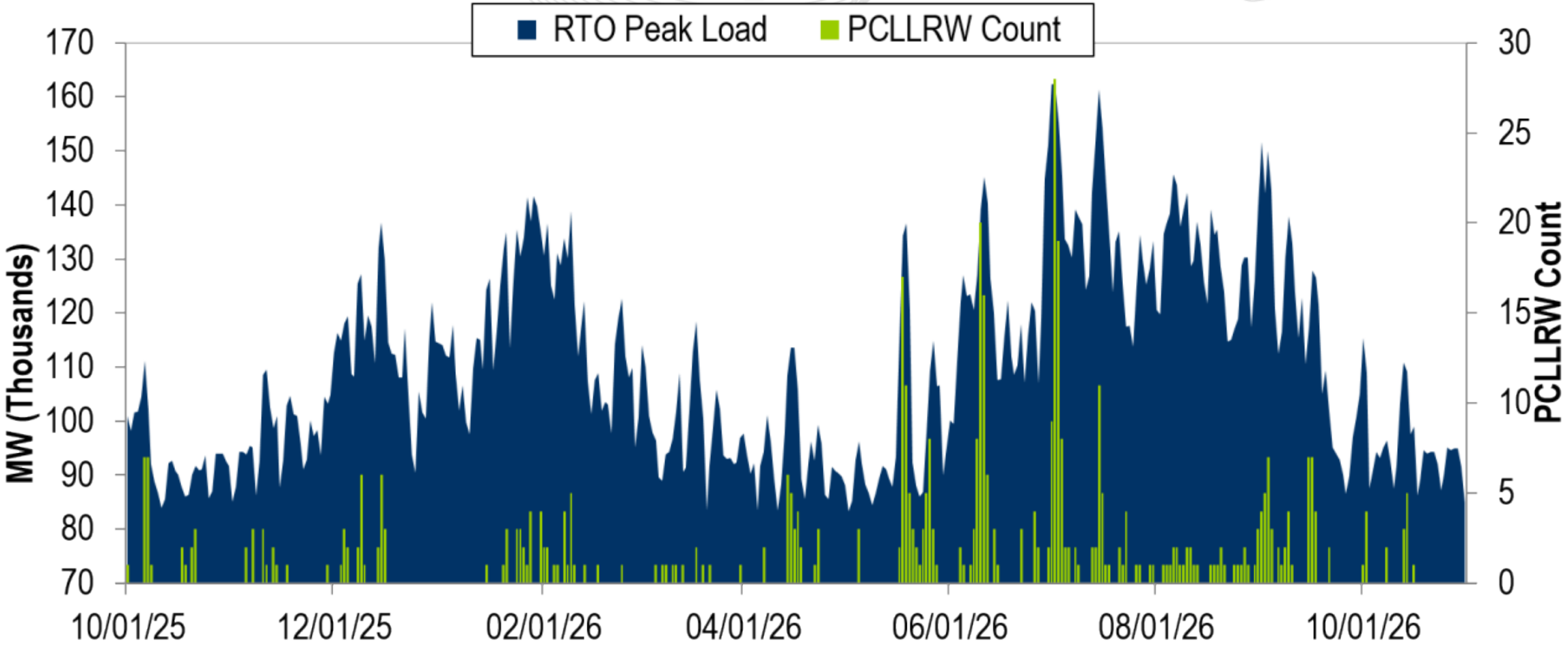



PJM©2026

# PROTECT THE POWER GRID

# THINK BEFORE YOU CLICK!

pjm





## BE ALERT TO MALICIOUS PHISHING EMAILS

**Report suspicious email activity to PJM.**

Call (610) 666-2244 or email it_ops_ctr_shift@pjm.com



PJM©2026