October Capacity Advisory Period
October 12 – October 14

Operating Committee
November 5, 2026

Paul Dajewski
Sr. Manager – Dispatch

Disclaimer: While materials are current at the time of publishing, applicable requirements may change. PJM Governing Documents control.

PJM © 2026

Operations Update

1	Key Takeaways
2	Emergency Procedures
3	Communication Timeline
4	Weather, Temperature and Load Forecast Accuracy
5	Wind/Solar Forecast and Generation Performance
6	Emission Limited Units Waiver
7	Load Management Deployment
8	Transmission Performance

PJM © 2026

Key Takeaways for Operations

Preliminary Instantaneous Peak Load 108,338 MW – October 13 @ 17:50

Successes

- Successfully utilized the Capacity Advisory emergency procedure to adjust the generation outage schedule, preserving operational flexibility during elevated system conditions.
- Strong coordination across seams with neighboring entities supporting broader regional system security.
- Maintained reliable operations despite challenging load and outage conditions through proactive operational planning and real-time decision making.

Challenges

- Above-average temperatures coincided with the peak of both transmission and generation outage season, increasing reliability risks and system stress.
- Significant outage activity reduced operational flexibility and required continuous reassessment of system conditions.
- Maintaining reliability amid transmission limitations, generation constraints, and evolving forecasts required proactive decision-making and operational flexibility.

PJM © 2026

Emergency Procedures

Emergency Procedures	October 12	October 13	October 14
Capacity Advisory	PJM RTO		
Maintenance Outage Recall			Effective at 12:00pm
Max. Generation Alert / Load Mgmt. Alert (NERC EEA1)		PJM RTO	
Pre-Emergency Load Management Action		PJM RTO 120, 60, & 30 min	PJM RTO (w/o ComED) 120 & 60 min BGE, DOM, PEPCO 30 min
TLR – Conastone – Peach Bottom 5012		TLR 5	TLR 1
DOE Order No 202-26-50		Effective October 13 through October 16 23:59	

PJM © 2026

Communications Timeline

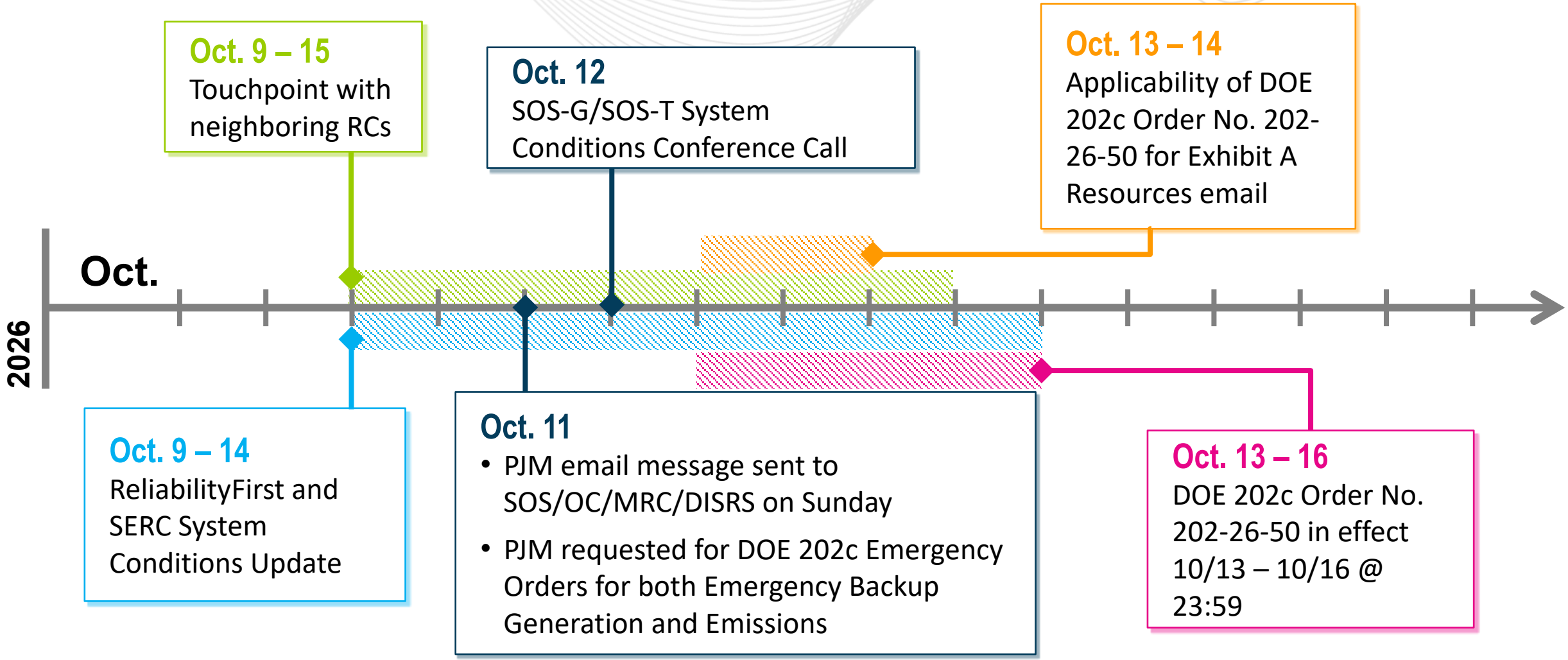

PJM © 2026

Weather – October 12-14, 2026

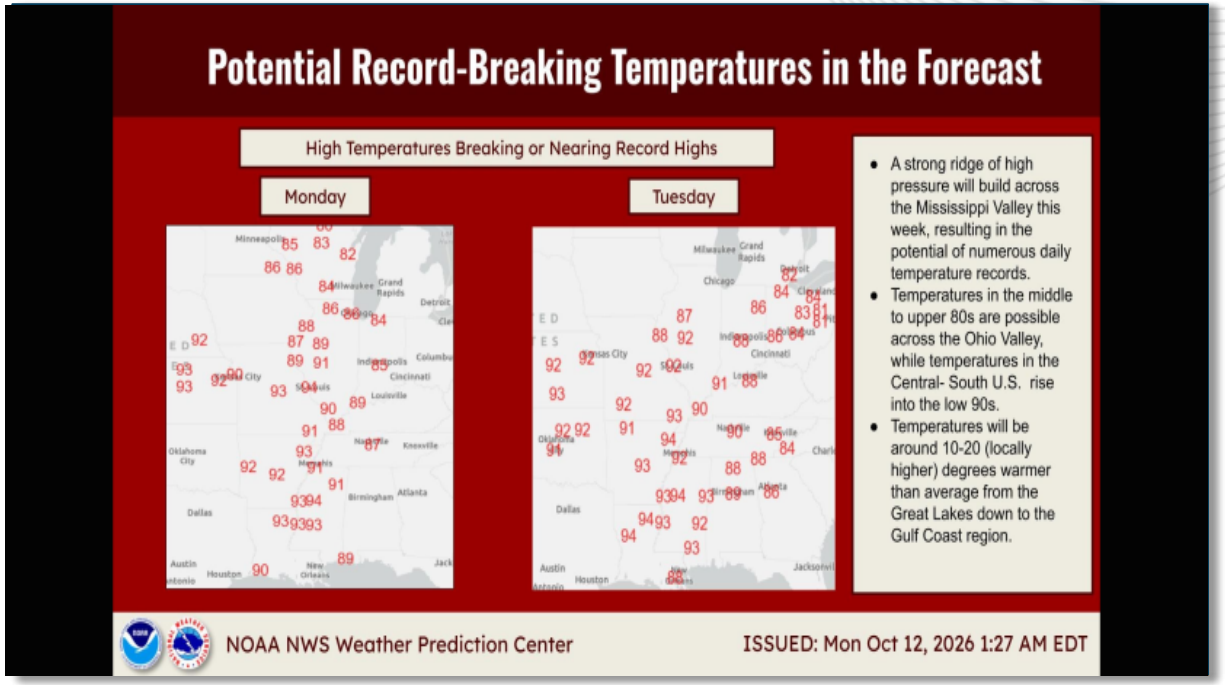

October 12-14, 2026 Weather			
Cities	Hottest Air Temperature	Highest Heat Index	Warmest Low Temperature
Chicago	87°F	87°F	69°F
Columbus	87°F	86°F	63°F
Louisville	90°F	89°F	73°F
Philadelphia	81°F	82°F	67°F
Richmond	91°F	92°F	63°F
RTO Ld.-Wtd. A	82°F	83°F	66°F

October 11: Remnants of Hurricane Isaias brought periods of heavy rain over much of RTO.

October 12-13: Warming temperatures after the storm, hottest in Western Region. Peak RTO-Load Weighted THI values in upper 70s on 13th.

October 14: Warmest temperatures spread into East as showers and storms pushed through West with cooling.

October 15: Temperatures turned significantly cooler across RTO.

PJM © 2026

Forecast Performance During October 2026 Heat Wave

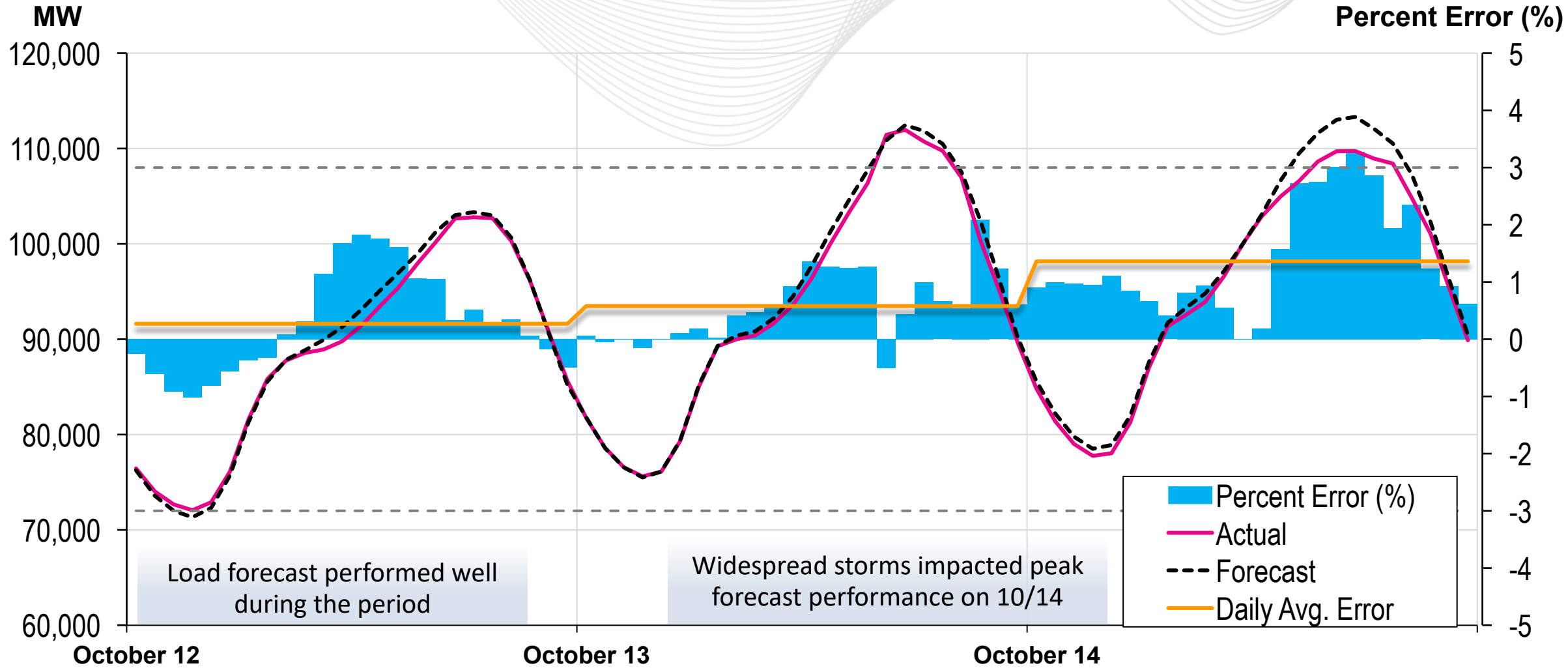

PJM © 2026

Forecast Error Trend for October 12–14, 2026

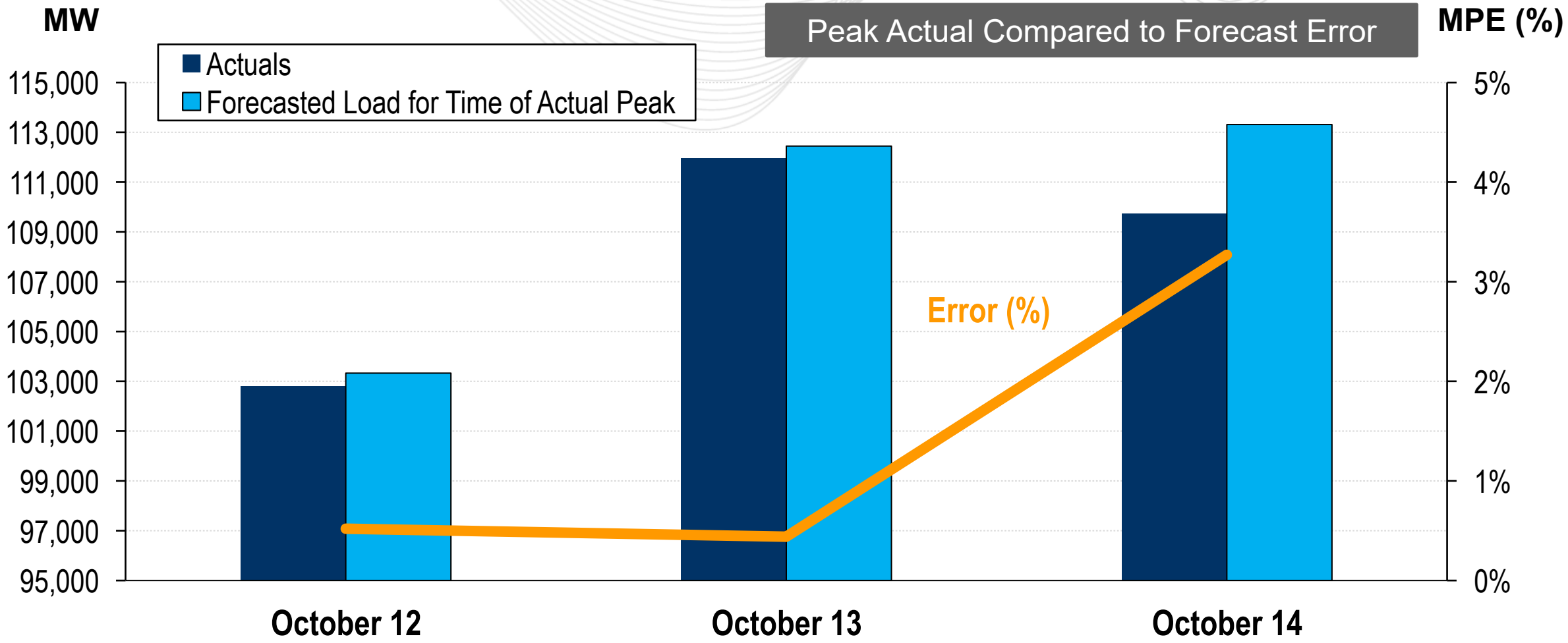

PJM © 2026

Day-Ahead Solar and Wind Forecast Performance

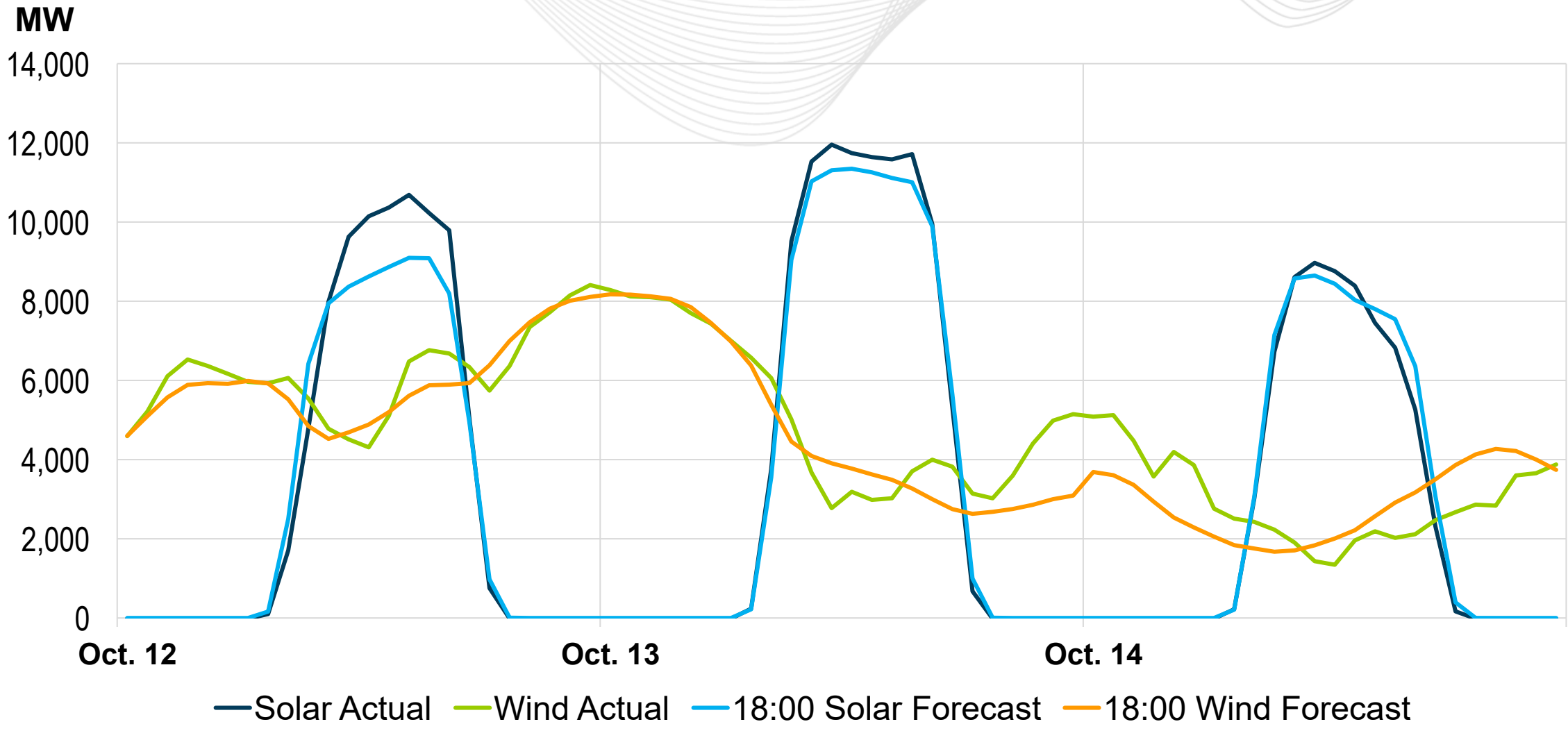

PJM © 2026

Day-Ahead Load and Net Load Forecast Performance 10/13

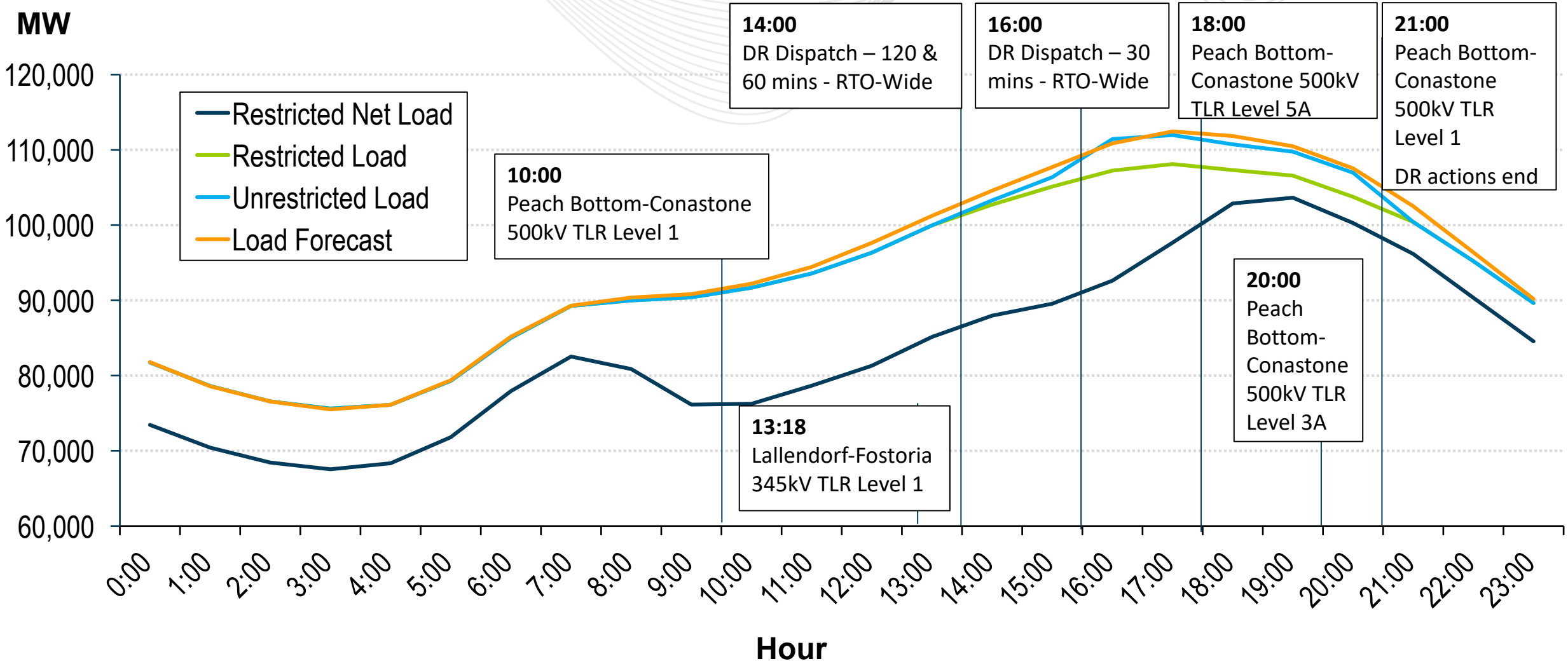

PJM © 2026

Day-Ahead Load and Net Load Forecast Performance 10/14

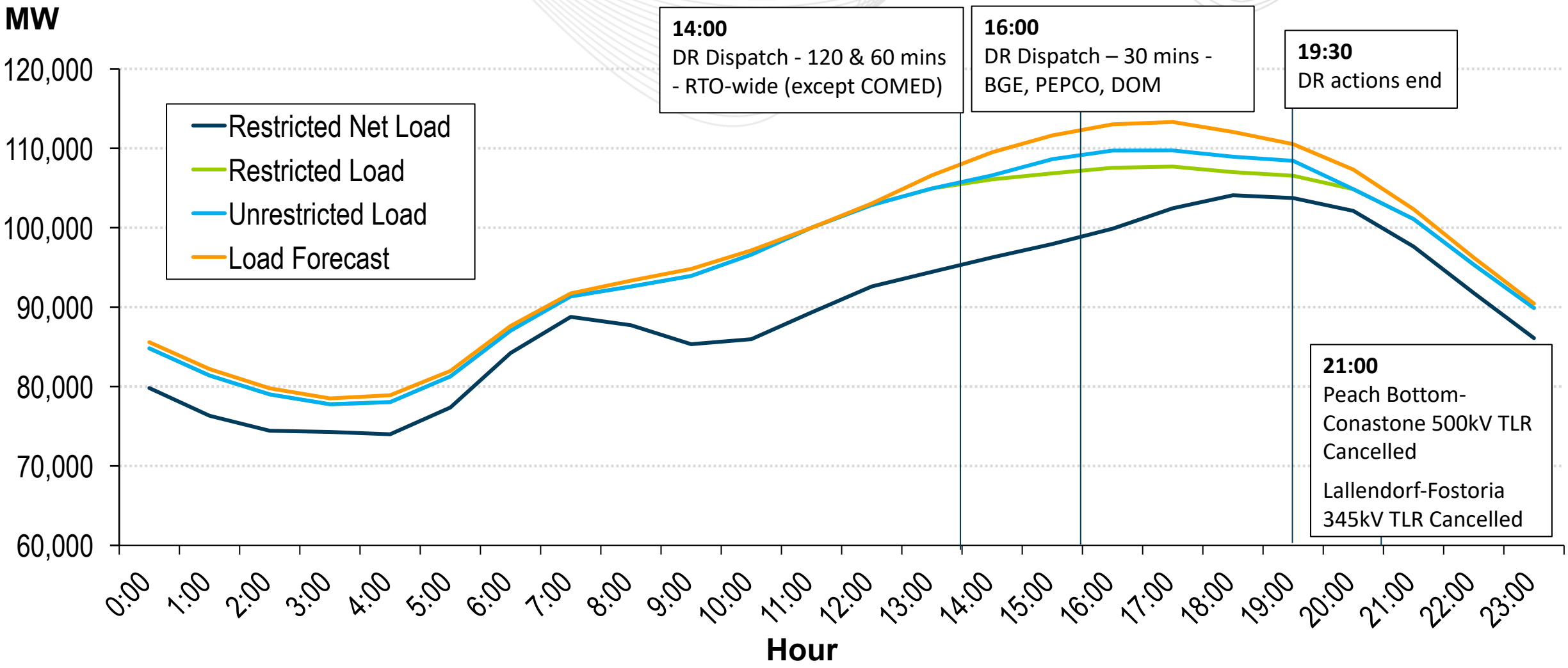

PJM © 2026

PJM Net Scheduled Interchange

Import Curtailments (MWh)			
TLR	*Firm*	~ 160	--
	Non-Firm	~ 1950	--
External (Non-TLR)	*Firm*	--	--
	Non-Firm	~ 200	~ 1640

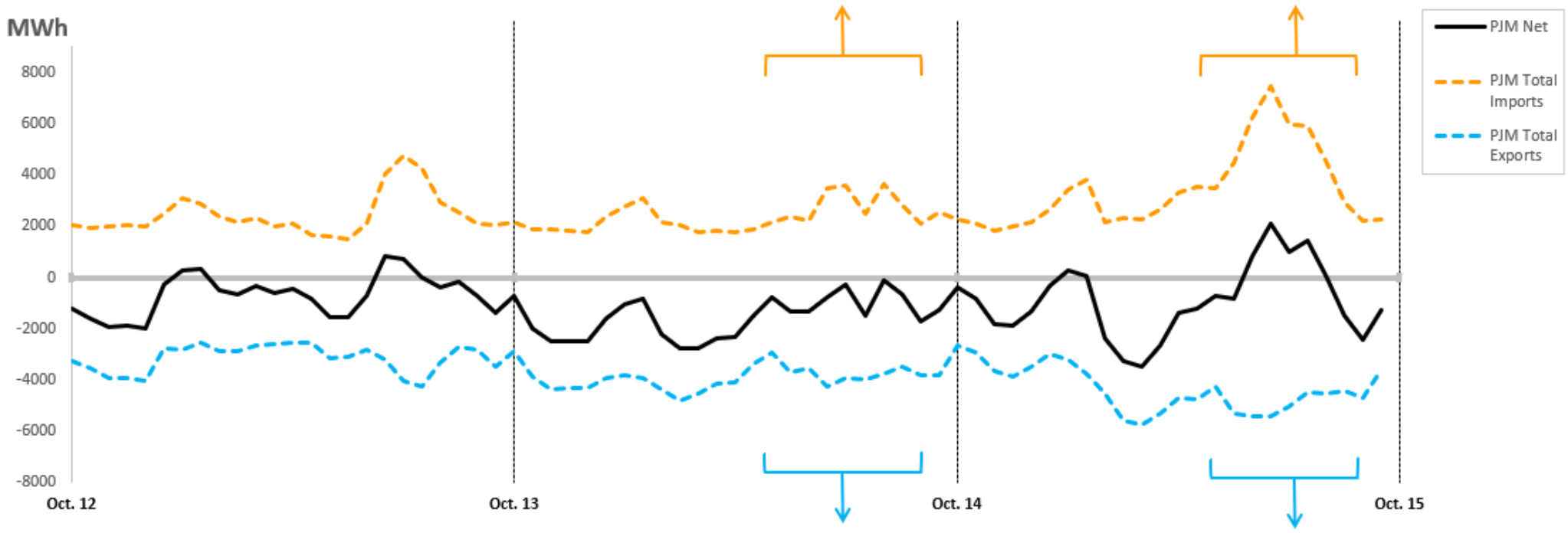

TLR	*Firm*	~ -670	--
	Non-Firm	~ -3210	--
PJM Actions (Non-TLR)	*Firm*	~ -1340	~ -60
	Non-Firm	~ -8300	~ -6230
Export Curtailments (MWh)			

PJM © 2026

Generation Performance

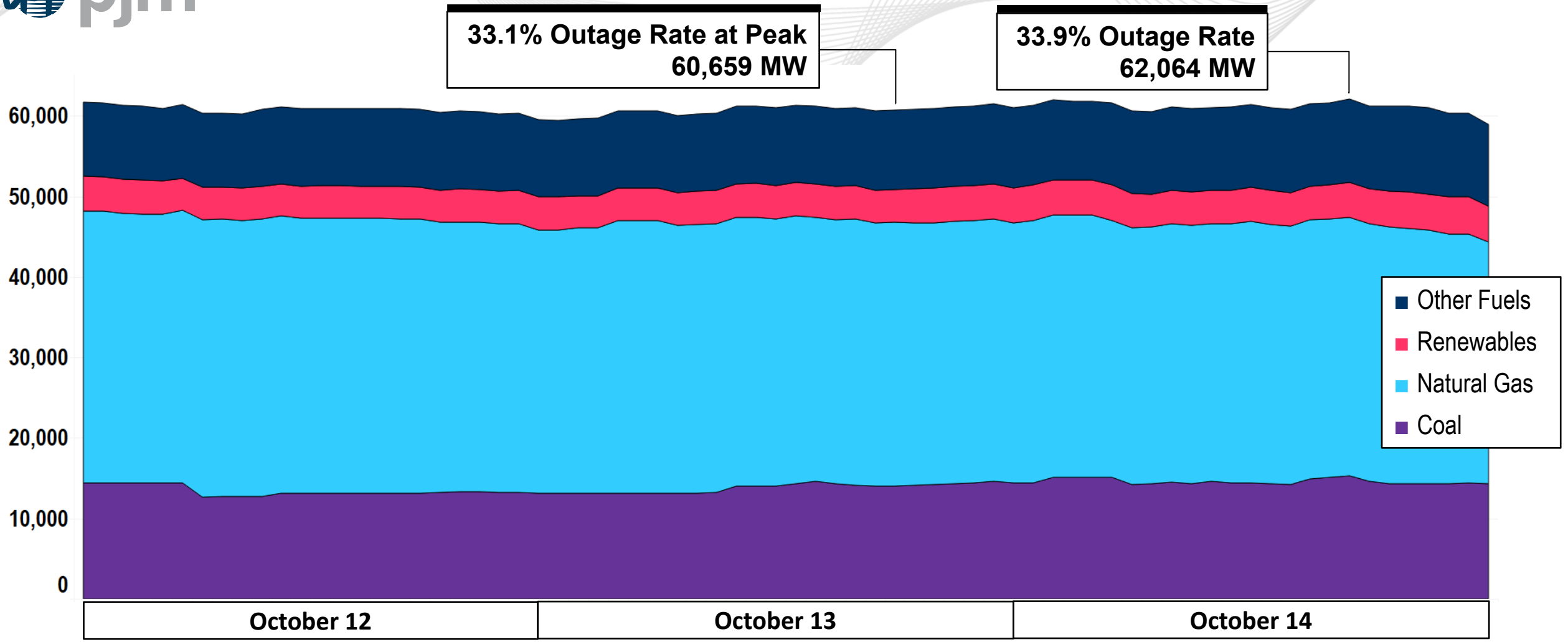

Note: Outage data shown is collected from eDART and considered preliminary.

PJM © 2026

Generation Performance

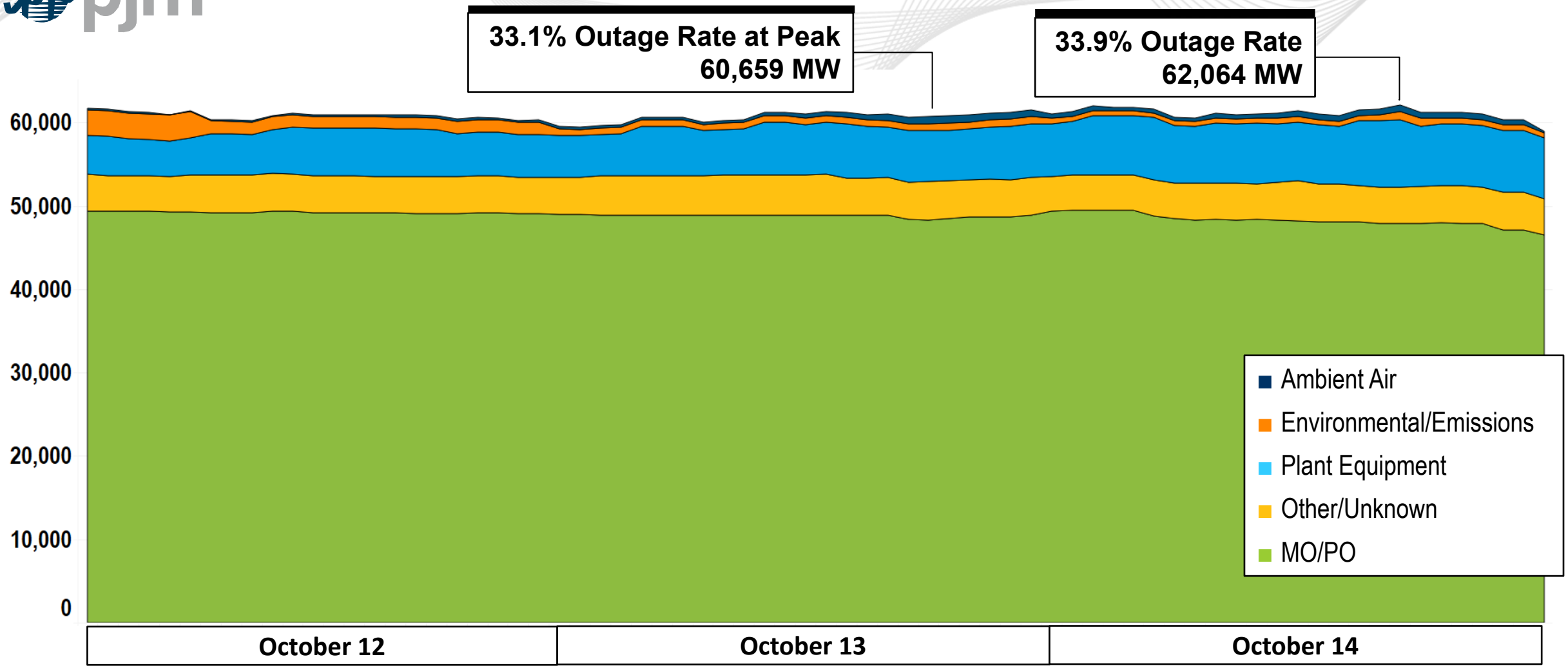

Note: Outage data shown is collected from eDART and considered preliminary.

PJM © 2026

DOE Order No. 202-26-50

- PJM was granted DOE 202c waiver (Order No. 202-26-50) for generators with permit limit concerns to allow units to continue to operate for reliability.
- Generators operating under the 202c waiver with run hours above permit limits were reported to DOE daily.
- Pardot notification sent to Generation and Transmission Owners/Dispatchers identifying reliability need for 9/12 through 9/16.

Generators Covered by DOE 202c		
Plants	Units	ICAP
176	**176**	**~16.6 GW**

Generators Operated Above Permit Limit Under DOE 202c			
Plants	Units	ICAP	Total Hours
176	**16**	**~16.6 GW**	**145 ***

** Data provided to PJM by unit owners*

PJM © 2026

Load Management Availability

October 12 – October 18, 2026

CSP Reported Expected Energy Reductions, RTO by Lead Time (Avg. MW over Mandatory Period HE11-HE22)

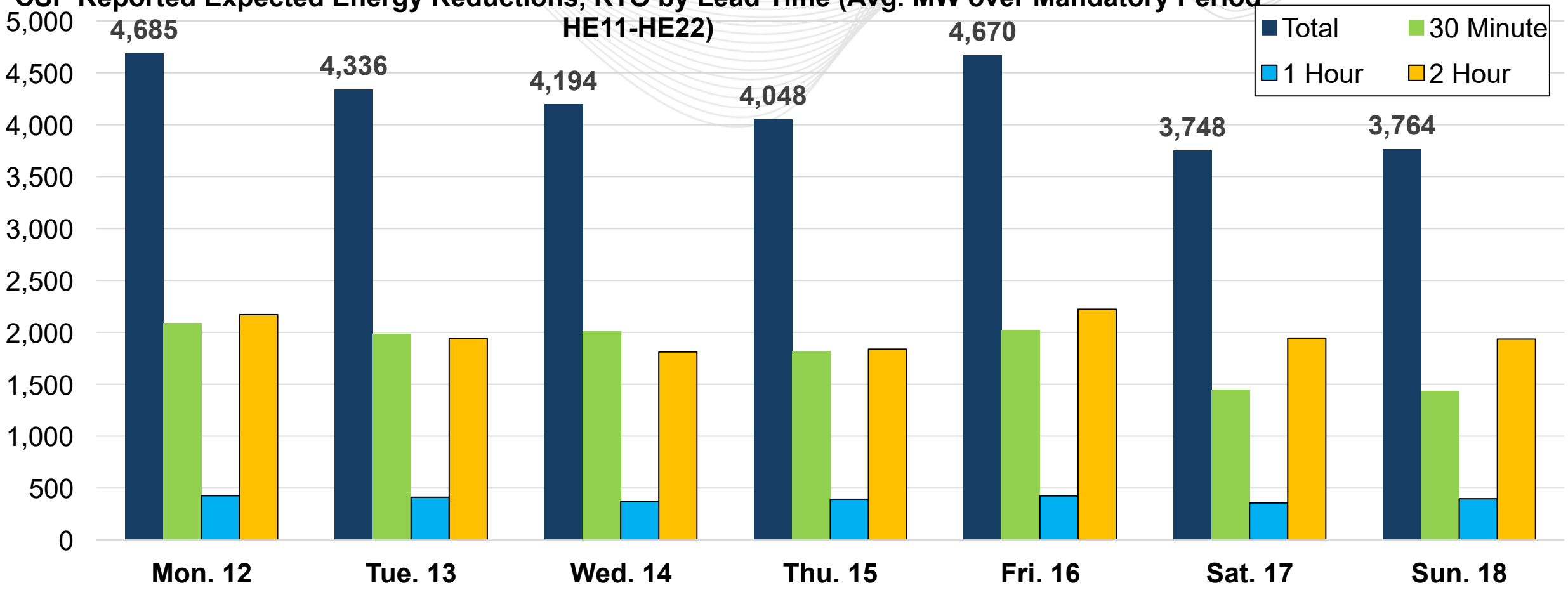

October 13 issued all lead times for Pre-Emergency product RTO-wide (approx. 4,154 MW)

October 14 issued 1 and 2 hour lead times for Pre-Emergency product for all Zones except COMED, and 30 minute lead time for Pre-Emergency product for BGE, DOM, and PEPCO zones (approx. 2,248 MW)

PJM © 2026

Load Management Deploy and Release Times (No PAI events)

October 13, 2026

Notification Time	Deploy Time	Release Time	Resource Type	Lead Time	Zones
14:00	16:00	20:30	Pre-Emergency	Long_120	AECO, APS, ATSI, COMED, DAY, DEOK, DPL, DUQ, EKPC, JCPL, METED, PECO, PENELEC, PPL, PSEG
14:00	16:00	21:00	Pre-Emergency	Long_120	AEP, BGE, DOM, PEPCO
14:00	15:00	20:30	Pre-Emergency	Short_60	AECO, APS, ATSI, COMED, DAY, DEOK, DPL, DUQ, EKPC, JCPL, METED, PECO, PENELEC, PPL, PSEG
14:00	15:00	21:00	Pre-Emergency	Short_60	AEP, BGE, DOM, PEPCO
16:00	16:30	20:30	Pre-Emergency	Quick_30	AECO, APS, ATSI, COMED, DAY, DEOK, DPL, DUQ, EKPC, JCPL, METED, PECO, PENELEC, PPL, PSEG, RECO
16:00	16:30	21:00	Pre-Emergency	Quick_30	AEP, BGE, DOM, PEPCO

October 14, 2026

Notification Time	Deploy Time	Release Time	Resource Type	Lead Time	Zones
14:00	16:00	19:30	Pre-Emergency	Long_120	AECO, AEP, APS, ATSI, BGE, DAY, DEOK, DOM, DPL, DUQ, EKPC, JCPL, METED, PECO, PENELEC, PEPCO, PPL, PSEG
14:00	15:00	19:30	Pre-Emergency	Short_60	AECO, AEP, APS, ATSI, BGE, DAY, DEOK, DOM, DPL, DUQ, EKPC, JCPL, METED, PECO, PENELEC, PEPCO, PPL, PSEG
16:00	16:30	19:30	Pre-Emergency	Quick_30	BGE, DOM, PEPCO

PJM © 2026

Dispatched Demand Response in PJM: October 13, 2026

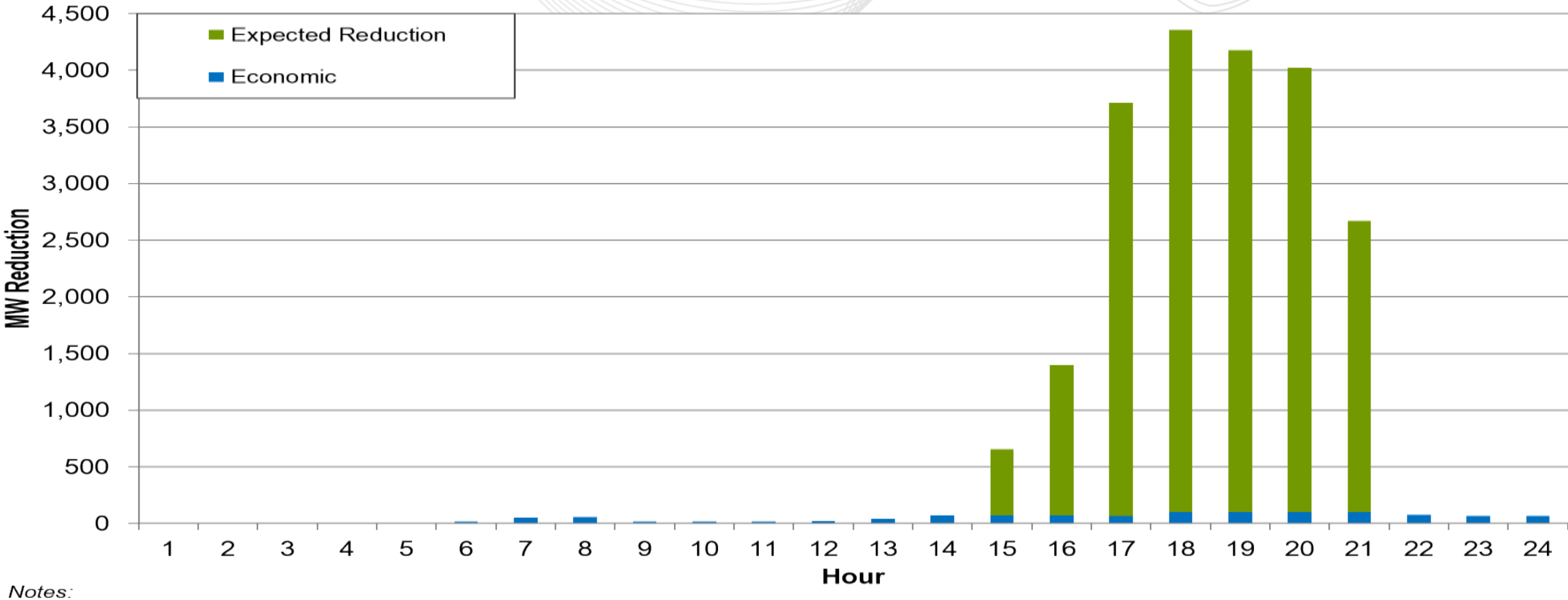

Notes:
Expected Reduction is based on CSP reported expected real time energy reductions (see M18, 4.3.9). This may be different from capacity compliance values and associated commitments which are primarily based on a firm service level methodology. Actual load reductions are not finalized until up to 3 months after the event.

PJM © 2026

Dispatched Demand Response in PJM: October 14, 2026

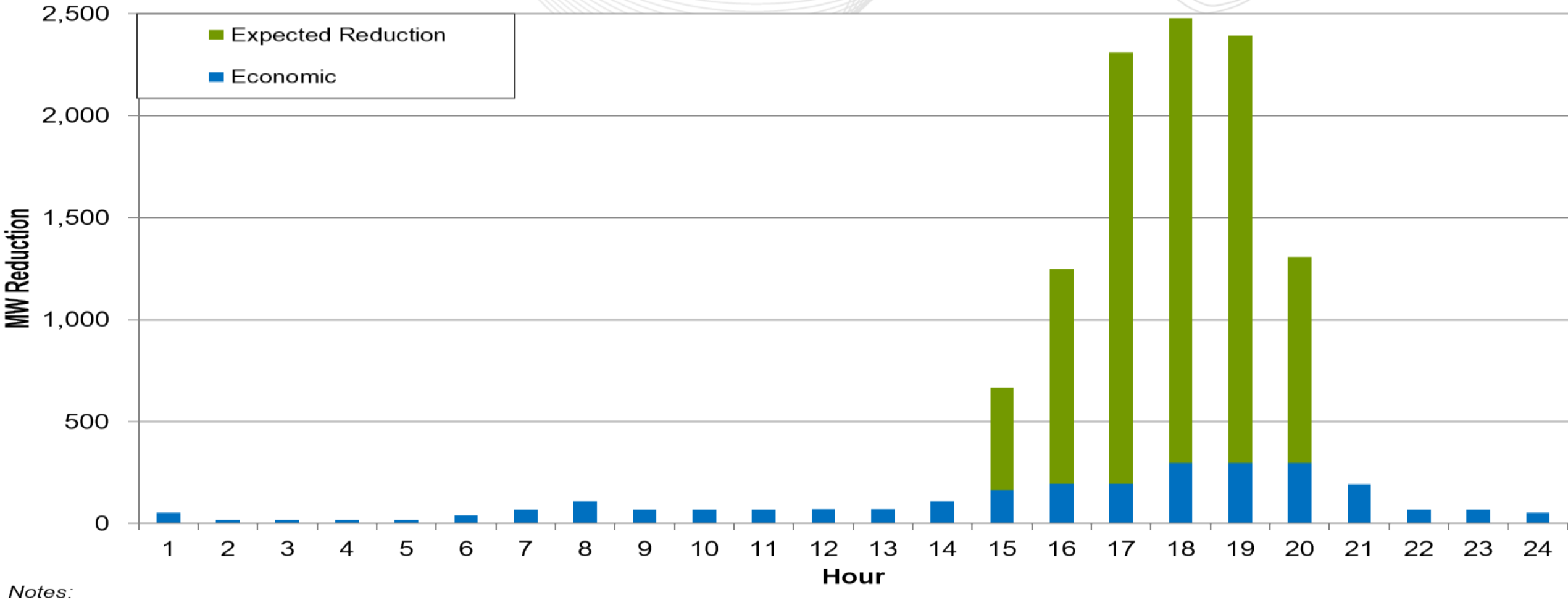

Notes:
Expected Reduction is based on CSP reported expected real time energy reductions (see M18, 4.3.9). This may be different from capacity compliance values and associated commitments which are primarily based on a firm service level methodology. Actual load reductions are not finalized until up to 3 months after the event.

PJM © 2026

Outage Coordination and Transmission Performance

Transmission Outage Coordination

- PJM held SOS-G/T calls to discuss projected conditions.
- PJM and Transmission Owners coordinated to reschedule or recall transmission outages to maximize generation deliverability.
- Transmission Owners proactively rescheduled outages of lesser impact to minimize risk.

Transmission Performance

- Issued 10 PCLLRWs
  - Thermal and voltage

PJM © 2026

Contact

Presenter/SME:
Paul Dajewski

Paul.Dajewski@pjm.com



Member Hotline

(610) 666-8980

(866) 400-8980

custsvc@pjm.com

PJM © 2026

PROTECT THE POWER GRID

THINK BEFORE YOU CLICK!

pjm





BE ALERT TO MALICIOUS PHISHING EMAILS

Report suspicious email activity to PJM.

Call (610) 666-2244 or email it_ops_ctr_shift@pjm.com

PJM © 2026

Appendix

Disclaimer: While materials are current at the time of publishing, applicable requirements may change. PJM Governing Documents control.

PJM © 2026

PJM Imports

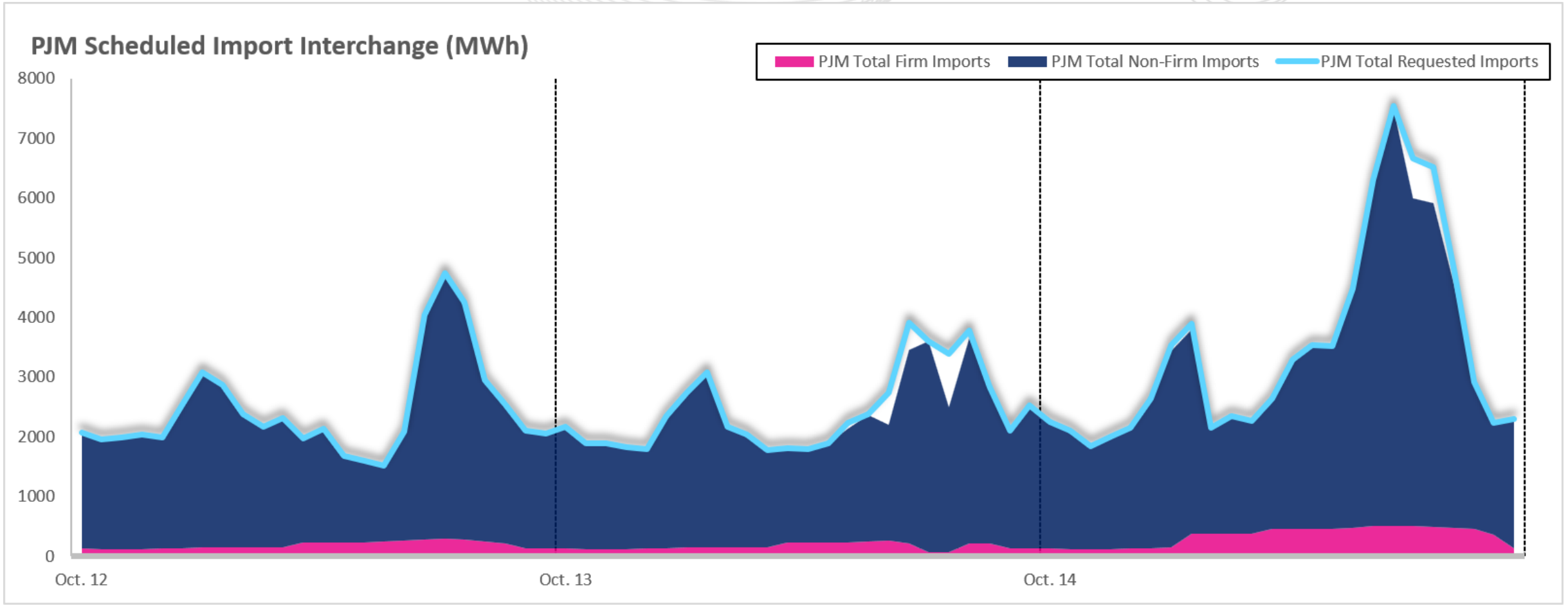

PJM © 2026

PJM Exports

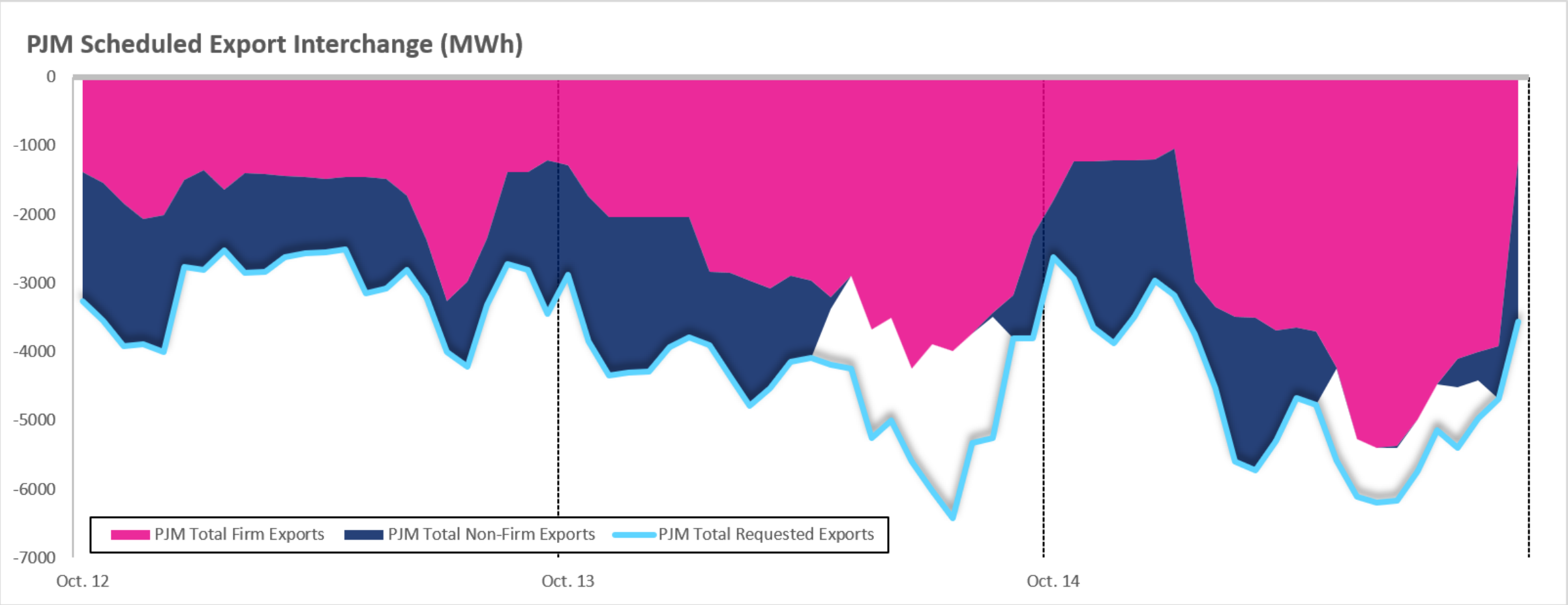

PJM © 2026