

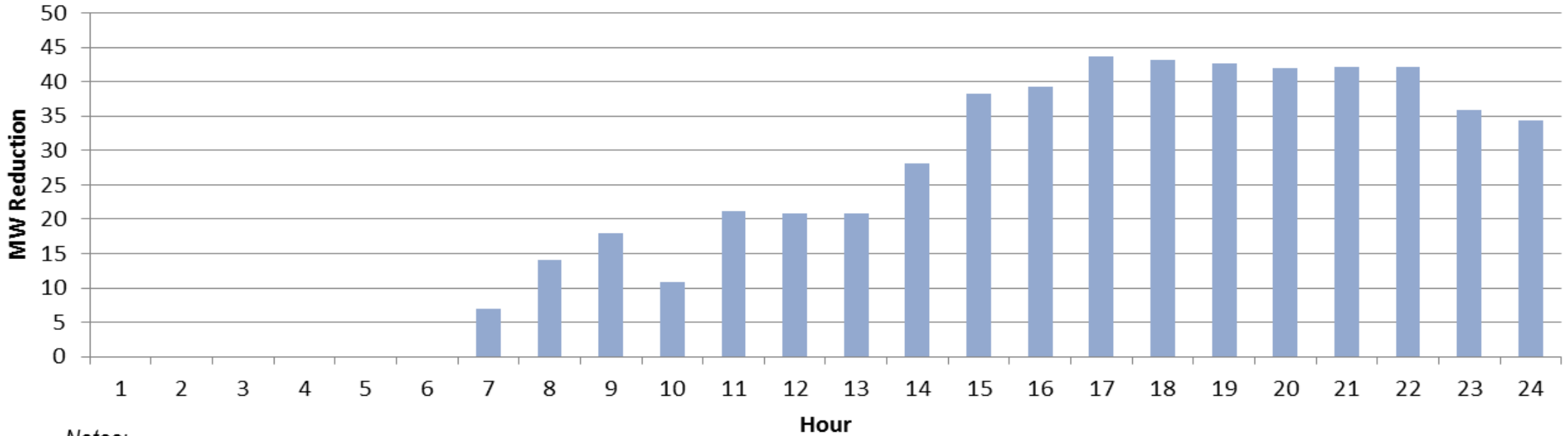


PJM Estimated Demand Response Activity January 30 – February 1, 2019

February 14, 2019

- Following charts depict:
 - All economic demand response across PJM for January 30 – February 1, 2019.
 - These 3 days represent highest Economic DR participation during the cold weather in late January and early February 2019 and therefore illustrated in hourly detail in this report.
 - Emergency/Pre-Emergency Load Management was NOT dispatched during these days.
 - Actual reductions achieved will be known after all individual customer meter data is provided for settlements – submission deadline for economic energy settlements is 60 days following event.

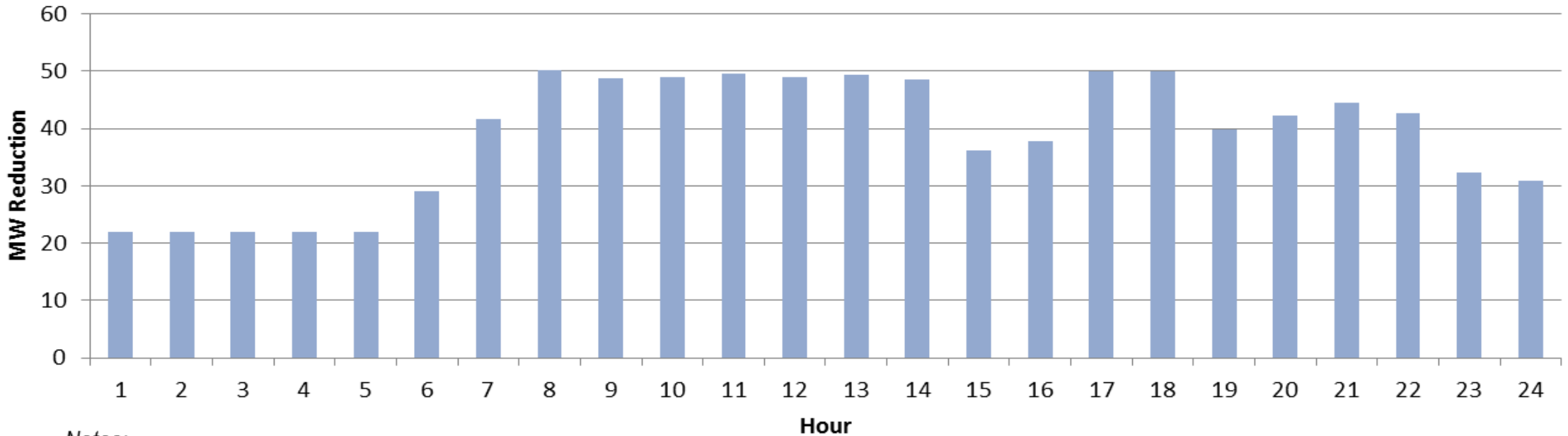
Estimated Economic Demand Response in PJM: 1/30/2019



Notes:

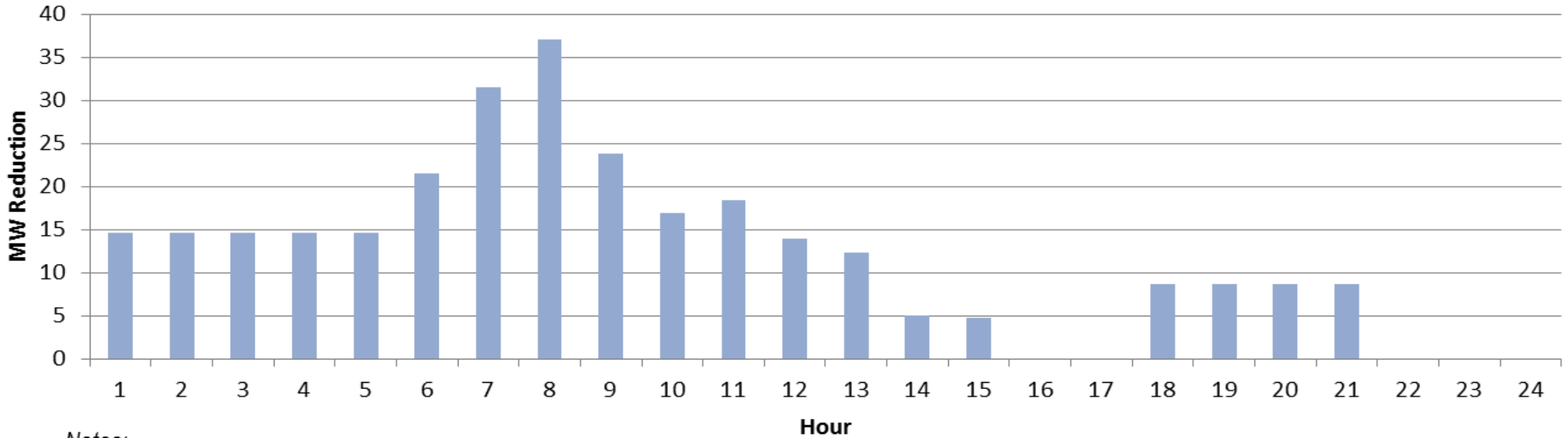
Actual load reductions are not finalized until up to 3 months after event.

Estimated Economic Demand Response in PJM: 1/31/2019



Notes:
 Actual load reductions are not finalized until up to 3 months after event.

Estimated Economic Demand Response in PJM: 2/1/2019



Notes:

Actual load reductions are not finalized until up to 3 months after event.