

## Read only access

- If you already have an account in Account Manager, no further action is required
- If you do not have an account in Account Manager and your company is an active member of PJM
  - Go to PJM's Account Manager Page at: <https://www.pjm.com/markets-and-operations/etools/account-manager>
  - Register for a new account

## Read/Write access

- Follow the steps for read only access to establish an account in Account Manager
- Log in to Account Manager with your user ID and password and request **TC Planner Read/Write** access
- If you do not see TC Planner Read/Write, request access through your company Account Manager (CAM). They will be able to authorize your access to the TC Planner Read/Write role. You may be required to create a new user ID under the specific organization provided by your CAM
- If your CAM administrator is not familiar with TC Planner Read/Write, please contact [custsvc@pjm.com](mailto:custsvc@pjm.com)

## Questions

- If your company is not an active Member and/or you do not have an account, please visit the Account Manager page at : <https://www.pjm.com/markets-and-operations/etools/account-manager> for further guidance on Non-Member CAMs and Non-member accounts. For any additional questions and guidance, please contact [custsvc@pjm.com](mailto:custsvc@pjm.com)



## Transmission Cost Planner

### Disclaimer


PJM expressly disclaims any obligation to correct or update information provided herein or any warranty of any kind, whether express or implied, as to any information or other matters whatsoever arising from or relating to the information. Entities relying on the information contained herein do so at their own risk. In no event shall PJM be liable for any damages arising out of any use of the information contained herein.

Further, the PJM Transmission Owners make no representation, express or implied, as to the accuracy or reliability of any information, the calculator or calculator results and, further, expressly disclaim any liability for any damages of any kind, including, but not limited to, direct, indirect, general, special, incidental or consequential damages arising out of any reliance on or use of any and all information, including but not limited to that information contained in or resulting from any use of PJM's calculator.

Decline

Accept

User is required to **accept** the disclaimer to be able to use the application


**Transmission Cost Planner**

Estimated Summary by Zone

RTEP Baseline and Supplemental Upgrades
Formula Rates

Future billing period
Responsible zone \*
Select One

Search
Clear

Monthly Zonal Transmission Charges

☒ View by \$
☐ View by \$/MW

Links & References
XLS

Select radio button  
view charges by \$ or \$/MW

Select a Responsible zone/ PJM RTO default  
or Future billing period

Open a dialog below

Links & References	
>	Glossary
>	Relevant Links
>	Formula Rate Filing Links

Estimated Summary by Zone

RTEP Baseline and Supplemental Upgrades

Formula Rates

Future billing period

Jul 2028

Responsible zone \*

AEP

Search

Clear

### Monthly Zonal Transmission Charges

☒ View by \$
 ☐ View by \$/MW

[Links & References](#) | [XLS](#)

Charge Type	February 2024	July 2028	Incremental
RTEP Baseline Upgrades <a href="#">i</a>	\$24,627,834	\$25,110,049	\$482,215
Constructed by local Transmission Owner <a href="#">i</a>	\$23,032,436	\$23,532,570	\$500,134
Cost Allocation = 100% <a href="#">i</a>	\$16,913,459	\$18,035,250	\$1,121,791
Cost Allocation < 100% <a href="#">i</a>	\$6,118,977	\$5,497,320	-\$621,658
Not Constructed by local Transmission Owner <a href="#">i</a>	\$1,595,398	\$1,577,479	-\$17,919
Supplemental Upgrades <a href="#">i</a>	\$154,736,041	\$209,111,360	\$54,375,318
<b>Total Transmission Charges</b>	<b>\$179,363,875</b>	<b>\$234,221,409</b>	<b>\$54,857,533</b>

#### Network Service Peak Load

Network Service Peak Load [i](#)

22,825.6 MW

Load Ratio Share [i](#)

14.29%

Links  
to Upgrades  
page


[i](#)  
Mouse over  
to display  
definition

For \$/MW calculation

Current Month  
Default

Future Month  
Selected

Export


Transmission Cost Planner

RTEP Baseline and Supplemental Upgrades

Estimated Summary by Zone
RTEP Baseline and Supplemental Upgrades
Formula Rates

General Information
Cost Allocation

Responsible zone \* AEP Search Clear

[Links & References](#) | [XLS](#)

Upgrade ID ↑	Description	TO	Status	In-Service Date	Initial TEAC Date	Latest TEAC Date	Initial Cost Estimate (\$M)	Latest Cost Estimate (\$M)	Driver	Board Approval Date	% Complete
b0001.0	Seven 230 kV breakers at Shawville	PENELEC	IS		05/09/2005	05/09/2005	\$1.300	\$1.300	Baseline Load Growth Deliverability & Reliability	05/09/2005	1.00%
b0001.1	Seven 230 kV breakers at Shawville	PENELEC	IS		05/09/2005	05/09/2005	\$1.300	\$1.300	Baseline Load Growth Deliverability & Reliability	05/09/2005	1.00%

Links & References

▼ Glossary

RTEP Baseline Upgrade

Upgrades that are included in PJM's Regional Transmission Expansion Plan (RTEP), approved by the PJM Board and individually listed in Schedule 12 of the PJM OATT. These upgrades have a minimum of a five character identifier that begins with a "b".

Supplemental Upgrade

Upgrades that are initiated by a PJM Transmission Owner and not required for compliance with PJM Criteria. These upgrades have a minimum of a five character identifier that begins with an "s" or "TOI". The latter identifier is no longer assigned to new Supplemental Upgrades and was used when Supplemental Upgrades were called Transmission Owner Identified upgrades.

Upgrade Status

The Upgrade Information tab has five status indicators that provide the developmental stage for each upgrade. Upgrades that are Cancelled or On Hold are included for informational purposes only and the costs associated with these upgrades are not included in the Transmission Cost Planner calculations. Only upgrades that are listed as In Service (IS), Engineering Procurement (EP) or Under Construction (UC) are included in the Transmission Cost Planner calculations.

In-Service Date

Represents the actual in-service date for upgrades already in service or the projected in-service date, when available, for upgrades not yet in service. If a projected in-service date for an upgrade not yet in service is unavailable then the required in-service date is used.


Links & References

> Glossary

> Relevant Links

> Formula Rate Filing Links




**Transmission Cost Planner**

RTEP Baseline and Supplemental Upgrades

Estimated Summary by Zone

**RTEP Baseline and Supplemental Upgrades**

Formula Rates

General Information

**Cost Allocation**

Upgrade type

RTEP Baseline Upgrades

Future billing period

May 2028

Responsible zone \*

AEP

Search

Clear

[Links & References](#)
[XLS](#)

Upgrade ID ↑↓	TO ↓	Schedule 12 Location ↓	Schedule 12 Section ↓	Schedule 12 Allocation Type ↓	Allocation (Non-Load-Ratio-Share)		Allocation (Load-Ratio-Share)		February 2024		May 2028	
									Annual Revenues ↓	Monthly Charges ↓	Annual Revenues ↓	Monthly Charges ↓
b0002.0	BGE	Appendix	(b)(i) Regional Facility	100% Solution-Based DFAX	AEP: 35.00% ECP: 35.00%	PSEG: 30.00%	AEC: 1.65% APS: 5.82% BGE: 4.01% Dayton: 2.03% DL: 1.59% DPL: 2.55% JCPL: 3.59% Neptune: 0.42% PECO: 5.11% PEPCO: 3.68% PSEG: 5.99%	AEP: 14.29% ATSI: 7.49% ComEd: 14.06% DEOK: 3.21% Dominion: 13.89% EKPC: 2.35% ME: 1.81% OVEC: 0.06% PENELEC: 1.73% PPL: 4.43% RE: 0.24%	\$353,290	\$7,256	\$312,119	\$6,410

**Links & References**

X

▼

Glossary

Annual Revenue Requirement	The amount of money that a Transmission Owner needs to collect each year in order to cover its transmission related costs and earn a fair rate of return on its rate base.
Carrying Charge	The Annual Revenue Requirement, less Depreciation Expenses, that a Transmission Owner seeks to recover for each dollar of transmission Carrying Value. The Carrying Charge is multiplied by the Carrying Value of each in-service upgrade and the product, when added to the annual Depreciation Expenses associated with the upgrade, is the Transmission Owner's Annual Revenue Requirement for the upgrade.
Carrying Value	The remaining useful value of a transmission facility calculated by subtracting the accumulated annual Depreciation Expenses from the original cost of the facility.
Depreciation Expense	The annual reduction in the remaining useful value of a transmission facility.
Planning Allocation	Represents the cost allocation for Baseline Upgrades found in Schedule 12 of the PJM OATT. RTEP Baseline Upgrades that are not in Schedule 12 and Supplemental Upgrades are always assigned 100% to the zone in which the upgrade is located.

**Links & References**

X

>

Glossary

>

Relevant Links

>

Formula Rate Filing Links





**Transmission Cost Planner**

Estimated Summary by Zone | RTEP Baseline and Supplemental Upgrades | **Formula Rates**

Planning Formula Rates | Settlement Formula Rates

Add Planning Formula Rate | Rate year: Jun 2023 - May 2024, Jan 2024 - Dec 2024 | Search

Links & References | XLS

Actions	Rate Year	Transmission Owner	Responsible Zone	Rate Attachment	Carrying Value	Useful Life	Carrying Charge	Debt Cost	Preferred Stock Cost	Common Stock Cost	Tax Rate	Post Tax WACC
	Jan 2024 - Dec 2024	AEP Appalachian Transmission Company, Inc.	AEP	H-20	\$112,752,626.00	38	13.20%	1.78%	0.00%	5.40%	26.14%	6.71%
	Jan 2024 - Dec 2024	AEP East Operating Companies & AEP East Transmission Companies	AEP	H-14, H-20	\$19,247,360,666.00	40	12.78%	2.04%	0.00%	5.34%	23.48%	6.90%
	Jan 2024 - Dec 2024	AEP Indiana-Michigan Transmission Company, Inc.	AEP	H-20	\$3,335,296,846.00	36	11.34%	1.80%	0.00%	5.67%	24.96%	7.02%
	Jan 2024 - Dec 2024	AEP Kentucky Transmission Company, Inc.	AEP	H-20	\$137,410,124.00	44	12.90%	1.68%	0.00%	5.68%	24.95%	6.94%

Edit/View Detail button:

- Shown based on user access permission
- Navigate to Formula Rate details page

Current rate year by default  
Search for other rate years

Used in TC Planner Computations

Not used in TC Planner Computations  
For Market Simulation Department

Only part of **Planning** Formula Rate Data is **used** in TC Planner calculation

# Formula Rates > Planning Formula Rates



Estimated Summary by Zone RTEP Baseline and Supplemental Upgrades **Formula Rates**

Planning Formula Rates Settlement Formula Rates

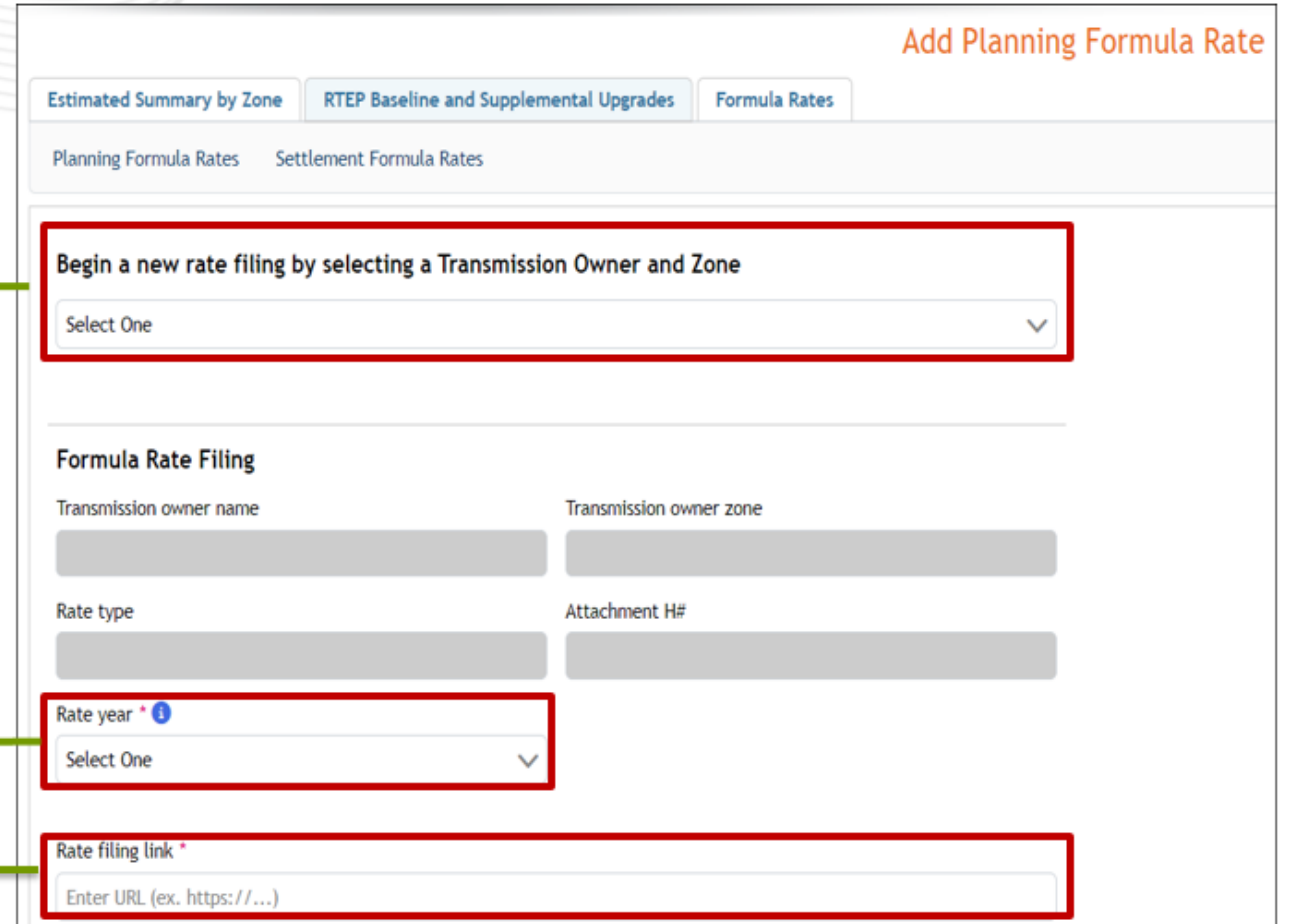
**Add Planning Formula Rate** | Rate year Jun 2023 - May 2024, Jan 2024 - Dec 2024 Search

Only for users with role of  
**TC Planner Read/Write**

User **must** select a  
Transmission Owner and Zone

Transmission Owners:  
Please **timely add**  
Formula Rate data into TC Planner  
when new Formula Rate is submitted.  
*\*No Action is needed for TO with Stated Rate*

Select Rate Year  
Enter URL



**Add Planning Formula Rate**

Estimated Summary by Zone RTEP Baseline and Supplemental Upgrades **Formula Rates**

Planning Formula Rates Settlement Formula Rates

**Begin a new rate filing by selecting a Transmission Owner and Zone**

Select One

**Formula Rate Filing**

Transmission owner name Transmission owner zone

Rate type Attachment H#

**Rate year \***

Select One

**Rate filing link \***

Enter URL (ex. https://...)



# Formula Rates > Planning Formula Rates

### Planning Data

Total transmission carrying value \*

\$

Total transmission carrying value reference

Ex. Attachment H-11A: P4 | C6 | Ln31

Estimated useful life of projects

Estimated useful life value reference

Ex. Attachment H-11A: P4 | C6 | Ln31

Carrying charge rate

00.00000000%

Carrying charge rate

Ex. Attachment H-11A: P4 | C6 | Ln31

Weighted cost of debt \*

00.00000000%

Weighted cost of debt value reference

Ex. Attachment H-11A: P4 | C6 | Ln31

Weighted cost of preferred stock \*

00.00000000%

Weighted cost of preferred stock value reference

Ex. Attachment H-11A: P4 | C6 | Ln31

Weighted cost of common stock \*

00.00000000%

Weighted cost of common stock value reference

Ex. Attachment H-11A: P4 | C6 | Ln31

Tax rate \*

00.00000000%

Tax rate value reference

Ex. Attachment H-11A: P4 | C6 | Ln31

Cancel

Save


## Data Value

- Most data fields are mandatory
- Carrying value and useful life fields are only mandatory if a prior record is available in TC Planner
- PJM average will be applied for empty values

## Value Reference

- Optional
- Included in Excel download

Please be sure to complete each fields with **mandatory mark \***


**Transmission Cost Planner**

Estimated Summary by Zone

RTEP Baseline and Supplemental Upgrades

**Formula Rates**

Planning Formula Rates


































**Settlement Formula Rates**

Rate year

Jan 2024 - Dec 2024

Search

[Links & References](#)
[XLS](#)

Actions	Rate Year  	Transmission Owner  	Responsible Zone  	Effective Date  	Rate Attachment  	NITS ATRR  	NITS Rate  	TEC Credits  	P2P Credits  	Non-Zone Credits  	Other Credits  
	Jan 2024 - Dec 2024	American Transmission Systems, Inc.	ATSI	01/01/2024	H-21	\$1,031,766,861.00	\$86,265.00	\$38,526,883.00	\$10,509,183.00	\$0.00	\$0.00
	Jan 2024 - Dec 2024	AMP Transmission, LLC	ATSI	01/01/2024	H-32	\$16,267,846.92	\$1,359.85	\$0.00	\$74,798.74	\$0.00	\$0.00
	Jan 2024 - Dec 2024	AMP Transmission, LLC	AEP	01/01/2024	H-32	\$750,621.28	\$32.89	\$0.00	\$0.00	\$0.00	\$0.00
	Jan 2024 - Dec 2024	AMP Transmission, LLC	Dayton	01/01/2024	H-32	\$633,168.64	\$195.36	\$0.00	\$19,888.00	\$0.00	\$0.00
	Jan 2024 - Dec 2024	Dayton Power & Light Company (The)	Dayton	01/01/2024	H-15	\$105,611,813.00	\$32,586.18	\$3,564,454.00	\$885,687.00	\$28,666.00	\$1,361,097.00
	Jan 2024 - Dec 2024	Jersey Central Power & Light Company	JCPL	01/01/2024	H-4	\$217,430,596.00	\$37,937.00	\$22,324,308.00	\$2,011,184.00	\$0.00	\$0.00
	Jan 2024 - Dec 2024	Mid-Atlantic Interstate Transmission, LLC	ME, PENELEC	01/01/2024	H-28	\$410,168,891.00	\$73,260.00	\$29,915,602.00	\$2,412,324.00	\$0.00	\$0.00
	Jan 2024 - Dec 2024	PPL Electric Utilities Corp.	PPL	01/01/2024	H-8	\$724,534,909.46	\$102,296.43	\$77,510,055.00	\$3,825,721.00	\$0.00	\$0.00
	Jan 2024 - Dec 2024	Public Service Electric & Gas Company	PSEG	01/01/2024	H-10	\$1,729,563,805.12	\$180,897.79	\$0.00	\$20,100,000.00	\$0.00	\$0.00
	Jan 2024 - Dec 2024	Silver Run Electric, LLC		01/01/2024	H-27	\$25,793,147.23	\$0.00	\$0.00	\$362,479.37	\$0.00	\$0.00
	Jan 2024 - Dec 2024	Virginia Electric & Power Company	Dominion	01/01/2024	H-16	\$1,514,069,091.02	\$68,234.51	\$0.00	\$0.00	\$0.00	\$0.00

Records Per Page: 15
<<
<
1 - 11 of 11 records
>
>>

Settlement Formula Rates: **Not used** by TC Planner; **Used by Market Settlements** and for Border Yearly Charge

View Settlement Formula Rate

Estimated Summary by Zone RTEP Baseline and Supplemental Upgrades Formula Rates

Planning Formula Rates Settlement Formula Rates

## Formula Rate Filing

Transmission owner name

Jersey Central Power & Light Company

Transmission owner zone \*

JCPL

Rate type

FORMULA

Attachment H#

H-4

Rate year

Jan 2024 - Dec 2024

Rate effective date \*

1/1/2024

Rate filing link \*

<https://pjm.com/-/media/markets-ops/trans-service/jan-to-dec/2024/jcpl/2024-ptrr.ashx>

Settlement Data

Annual transmission revenue requirement (ATRR) *	Annual transmission revenue requirement (ATRR) value reference *
\$217,430,596.00	Attachment H-4A, Pg 1, Line 6
Network integrated transmission service rate *	Network integrated transmission service rate value reference *
\$37,937.00	Attachment H-4A, Pg 1, Line 10
Total schedule 12 (TEC) revenue credits *	Total schedule 12 (TEC) revenue credits value reference *
\$22,324,308.00	Attachment 11, Pg 2, Col. 12, Line 3
Total P2P transmission service revenue credits *	Total P2P transmission service revenue credits value reference *
\$2,011,184.00	Attachment 18, Line 5.01, Col. E
Total non-zone load revenue credits *	Total non-zone load revenue credits value reference *
\$0.00	N/A
Other agreements revenue credits *	Other agreements revenue credits value reference *
\$0.00	N/A

Cancel

Please be sure to complete each of these fields with the relevant data

If data field is Not Applicable (N/A), **must** insert 0.00 for numeric fields and N/A for alphanumeric fields

## Support

- Transmission Planning: [Grace.Niu@pjm.com](mailto:Grace.Niu@pjm.com)
- Market Settlement: [Faith.Daley@pjm.com](mailto:Faith.Daley@pjm.com)
- TC Planner: [tcplanner\\_support@pjm.com](mailto:tcplanner_support@pjm.com)



## Important Link

- Planning center: <https://www.pjm.com/markets-and-operations/etools/planning-center>
- TC Planner URL: <https://tcplanner.pjm.com/tcplanner/>
- Account Manager: <https://www.pjm.com/markets-and-operations/etools/account-manager>
- Customer Service: [custsvc@pjm.com](mailto:custsvc@pjm.com)