




# Data Viewer, eDataFeed, Member Voting, Account Manager, DR Hub and Power Meter Roadmaps

As of October 23, 2018

Product - Action Required	Deadline	Who May Be Affected
Account Manager - Set-up domain whitelist after release	10/25/2018	Company Account Managers (CAMs)
Data Viewer/eDataFeed - Awareness of hardware replacement	Mid-November	Data Viewer/eDataFeed Users
Data Viewer/eDataFeed – OVEC integrations	11/30/2018	Data Viewer/eDataFeed Users









# 2018-2019 Roadmap

## Data Viewer, eDataFeed, Account Manager, DR Hub and Power Meter

	2018			2019								
	Oct	Nov	Dec	Jan	Feb	Mar	Apr	May	Jun	Jul	Aug	Sep
<b>Data Viewer</b>		Server Replacement Nov. 30 - OVEC			Quarterly Release			Quarterly Release			Quarterly Release	
<b>eDataFeed</b>		Server Replacement Nov. 30 - OVEC			Quarterly Release			Quarterly Release			Quarterly Release	
<b>Account Manager</b>		2018Q3 Release - PRD			Quarterly Release			Quarterly Release			Quarterly Release	
<b>DR Hub</b>	2018Q3 Release				Quarterly Release			Quarterly Release			Quarterly Release	
<b>Power Meter</b>					Quarterly Release			Quarterly Release			Quarterly Release	

**Legend**

- Start Date
- End Date



	2018			2019								
	Oct	Nov	Dec	Jan	Feb	Mar	Apr	May	Jun	Jul	Aug	Sep
Voting					Quarterly Release			Quarterly Release			Quarterly Release	

**Legend**

- Start Date
- ◆ End Date



- Server replacement – Mid-November – up to a 2 hour outage
  - Hardware replacement for end of life
- 2018Q4 – OVEC changes will be moved to Production by November 30, 2018.

Area	Action Required	Outage
User Interface	None	None

- Server replacement – Mid November – up to a 2 hour outage
  - Hardware replacement for end of life
- 2018Q4 – OVEC changes will be moved to Production by November 30, 2018.

Area	Action Required	Outage
Browserless	None	None

- 2018Q3 Release
  - User Interface changes for New User Workflow
    - Domains whitelisted
  - Production – October 25

Impact	Action Required	Outage
User Interface	Set-up domain whitelist after release	20 min
Browserless	None	20 min

- 2018 Q3 Enhancements –Production was released on Oct 16
  - New Location fields for Generators and Batteries
  - Automated Winter Peak Load Calculation
  - New XSD and Web Service Release notes is available on PJM.com

Additional information on new fields available at the Demand Response Subcommittee

Impact	Action Required	Outage
User Interface	None – new fields are optional	20 minutes
Browserless	None – new fields are optional	20 Minutes



- No further releases scheduled for 2018

Impact	Action Required	Outage
User Interface	None	None
Browserless	None	None

- No further releases for 2018

Impact	Action Required	Outage
User Interface	None	None
Browserless	n/a	n/a



# Product Details

[Data Viewer](#) allows users to view operational and market data graphically

## Key Product Features

- Display real-time LMPs, IT SCED forecasted LMPs, Dispatch Rate, etc.
- Customizable data plots and graphs

[eDataFeed](#) is a web service that allows subscribers to select and “stream” PJM locational marginal price data, as well as some operational data directly into their system. eDataFeed delivers information in a format called Simple Object Access Protocol (SOAP) that enables data capture, analysis and decision support to meet the trading, risk management and business decisions of PJM’s members (customers).

## Key Product Features

- Allows for automated data retrieval

[Account Manager](#) is used to create accounts and request and grant access to PJM's tools and website.

## Key Product Features

- Grants access to PJM Tools
- Member CAMs can determine and regulate access for their respective companies

[DR Hub](#) allows PJM members to administer the registration, notification, meter data and settlement process for Demand Response resources in the PJM markets.

## Key Product Features

- User Interface that allows CSPs, EDCs and LSEs to manage tasks, create/ manage locations, registrations and settlements
- Web Services that allows many of the same UI features and includes a polling mechanism for Events

[Power Meter](#) calculates a market participant's actual interchange energy amounts to be used for real-time energy market settlements. Transmission and generation owners submit hourly tie and generator values to be verified and corrected on a next-hour basis.

## Key Product Features

- User Interface that allows users to set up meter accounts and manage data submissions and corrections
- Web Services that allows users to upload meter data



[Voting](#) facilitates voting at the Markets and Reliability Committee and Members Committee meetings.

## Key Product Features

- Facilitates voting at the Markets and Reliability Committee and Members Committee meetings
- Vote tallying and reporting, the tool also allows both on-site and remote meeting attendees to cast votes for agenda items presented to the membership for voting